



Federação  
Mineira de  
Automobilismo

Open Minas de Kart 2018

Classificado pela melhor volta

PMK / PCK

Kartódromo RBC Racing 1,200 Km

4º Treino livre

28/09/2018 08:36

Treino (15:00 Tempo) iniciado em 8:36:24

Pos	No.	Name	Class	Best Tm	Diff	Gap	Best Speed	n Lap	2nd Best	nd Lap	Status
1	044	Breno Moraes	PCK	1:02.659			68,945	9	1:02.835	4	FASP
2	026	Pedro Lins	PCK	1:02.678	0.019	0.019	68,924	12	1:02.752	10	FADF
3	015	Lucas Moura	PCK	1:02.791	0.132	0.113	68,800	5	1:02.849	9	FMA
4	088	Luca Neuenschwander	PCK	1:02.842	0.183	0.051	68,744	3	1:02.936	8	FMA
5	013	Gustavo de Luka	PCK	1:02.861	0.202	0.019	68,723	2	1:03.239	3	FMA
6	046	Matheus Sena	PCK	1:02.862	0.203	0.001	68,722	11	1:02.915	6	FMA
7	027	Yuri Morelli	PMK	1:02.955	0.296	0.093	68,620	2	1:03.143	11	FASP
8	077	Miguel Máximo	PCK	1:02.964	0.305	0.009	68,611	9	1:02.972	10	FMA
9	017	Gabriel Koegnikan	PCK	1:02.980	0.321	0.016	68,593	9	1:03.040	3	FADF
10	092	Bruno Diaz	PCK	1:03.013	0.354	0.033	68,557	3	1:03.059	11	FADF
11	010	João Pinheiro	PCK	1:03.056	0.397	0.043	68,511	11	1:03.133	10	FADF
12	008	Leandro Nielsen	PCK	1:03.139	0.480	0.083	68,420	7	1:03.204	4	FMA
13	111	Heitor Dall Agnol	PCK	1:03.196	0.537	0.057	68,359	7	1:03.290	5	FASP
14	025	Arthur Matos	PCK	1:03.246	0.587	0.050	68,305	6	1:03.292	3	FADF
15	001	Augustus Toniolo	PMK	1:03.326	0.667	0.080	68,218	8	1:03.331	9	FPRA
16	070	Isaque Tanabe Bueno	PMK	1:04.002	1.343	0.676	67,498	9	1:04.085	2	FADF
17	033	João Bechelany	PCK	1:04.506	1.847	0.504	66,971	9	1:04.778	11	FMA
18	059	Matheus Forunato	PMK	1:04.687	2.028	0.181	66,783	9	1:04.698	13	FAERJ

Cronometragem

Diretor de Prova

Comissários

Orbits



Open Minas de Kart 2018

PMK / PCK

Kartódromo RBC Racing 1,200 Km

4º Treino livre

28/09/2018 08:36

Treino (15:00 Tempo) iniciado em 8:36:24

Lap	Lap Tm	Diff	Time of Day
12	1:03.661	+0.415	8:49:56.465
13	2:04.644	+1:01.398	8:52:01.109

(001) Augustus Toniolo

Lap	Lap Tm	Diff	Time of Day
1	1:04.662	+1.336	8:38:17.293
2	1:04.163	+0.837	8:39:21.456
3	1:04.038	+0.712	8:40:25.494
4	2:41.087	+1:37.761	8:43:06.581
5	1:03.705	+0.379	8:44:10.286
6	1:04.691	+1.365	8:45:14.977
7	1:03.450	+0.124	8:46:18.427
8	<b>1:03.326</b>		8:47:21.753
9	1:03.331	+0.005	8:48:25.084
10	1:03.764	+0.438	8:49:28.848
11	1:03.637	+0.311	8:50:32.485
12	1:03.444	+0.118	8:51:35.929

(070) Isaque Tanabe Bueno

Lap	Lap Tm	Diff	Time of Day
1	1:04.100	+0.098	8:38:15.487
2	1:04.085	+0.083	8:39:19.572
3	1:04.161	+0.159	8:40:23.733
4	2:59.419	+1:55.417	8:43:23.152
5	1:05.106	+1.104	8:44:28.258
6	1:04.908	+0.906	8:45:33.166
7	1:04.389	+0.387	8:46:37.555
8	1:04.175	+0.173	8:47:41.730
9	<b>1:04.002</b>		8:48:45.732
10	1:04.330	+0.328	8:49:50.062
11	1:04.368	+0.366	8:50:54.430
12	1:04.551	+0.549	8:51:58.981

(033) João Bechelany

Lap	Lap Tm	Diff	Time of Day
1	1:05.585	+1.079	8:38:22.100
2	1:04.827	+0.321	8:39:26.927
3	1:04.857	+0.351	8:40:31.784
4	1:05.215	+0.709	8:41:36.999
5	1:05.218	+0.712	8:42:42.217
6	1:05.505	+0.999	8:43:47.722
7	1:05.159	+0.653	8:44:52.881
8	1:04.850	+0.344	8:45:57.731
9	<b>1:04.506</b>		8:47:02.237
10	1:04.927	+0.421	8:48:07.164
11	1:04.778	+0.272	8:49:11.942
12	1:04.932	+0.426	8:50:16.874
13	1:04.879	+0.373	8:51:21.753
14	1:05.605	+1.099	8:52:27.358

(059) Matheus Forunato

Lap	Lap Tm	Diff	Time of Day
1	1:05.299	+0.612	8:38:54.780
2	1:05.313	+0.626	8:40:00.093
3	1:05.631	+0.944	8:41:05.724
4	1:05.396	+0.709	8:42:11.120
5	1:05.209	+0.522	8:43:16.329
6	1:06.411	+1.724	8:44:22.740
7	1:04.928	+0.241	8:45:27.668
8	1:05.296	+0.609	8:46:32.964
9	<b>1:04.687</b>		8:47:37.651
10	1:05.003	+0.316	8:48:42.654
11	1:05.574	+0.887	8:49:48.228
12	1:04.884	+0.197	8:50:53.112
13	1:04.698	+0.011	8:51:57.810

Lap Lap Tm Diff Time of Day

Lap Lap Tm Diff Time of Day

**Open Minas de Kart 2018**
**Classificado pela melhor volta**

PMK / PCK

Kartódromo RBC Racing 1,200 Km

5º Treino livre

28/09/2018 10:42

Treino (15:00 Tempo) iniciado em 10:42:08

Pos	No.	Name	Class	Best Tm	Diff	Gap	Best Speed	n Lap	2nd Best	nd Lap	Status
1	088	Luca Neuenschwander	PCK	1:02.788			68,803	11	1:02.859	9	FMA
2	026	Pedro Lins	PCK	1:02.861	0.073	0.073	68,723	11	1:02.989	10	FADF
3	044	Breno Moraes	PCK	1:02.886	0.098	0.025	68,696	9	1:02.894	6	FASP
4	017	Gabriel Koegnikan	PCK	1:02.909	0.121	0.023	68,671	1	1:02.964	11	FADF
5	015	Lucas Moura	PCK	1:03.015	0.227	0.106	68,555	10	1:03.053	3	FMA
6	046	Matheus Sena	PCK	1:03.189	0.401	0.174	68,366	11	1:03.693	12	FMA
7	001	Augustus Toniolo	PMK	1:03.228	0.440	0.039	68,324	12	1:03.382	13	FPRA
8	025	Arthur Matos	PCK	1:03.280	0.492	0.052	68,268	12	1:03.425	10	FADF
9	092	Bruno Diaz	PCK	1:03.305	0.517	0.025	68,241	8	1:03.410	1	FADF
10	027	Yuri Morelli	PMK	1:03.338	0.550	0.033	68,206	13	1:03.471	12	FASP
11	077	Miguel Máximo	PCK	1:03.351	0.563	0.013	68,192	13	1:03.425	12	FMA
12	013	Gustavo de Luka	PCK	1:03.374	0.586	0.023	68,167	11	1:03.459	9	FMA
13	111	Heitor Dall Agnol	PCK	1:03.488	0.700	0.114	68,044	13	1:03.633	1	FASP
14	011	Heitor Vasconcelos	PCK	1:03.501	0.713	0.013	68,030	11	1:03.534	13	FMA
15	008	Leandro Nielsen	PCK	1:03.622	0.834	0.121	67,901	3	1:03.685	2	FMA
16	070	Isaque Tanabe Bueno	PMK	1:04.047	1.259	0.425	67,450	2	1:04.239	13	FADF
17	077	Enzo Azevedo	PMK	1:04.412	1.624	0.365	67,068	7	1:04.499	4	FMA
18	033	João Bechelany	PCK	1:04.505	1.717	0.093	66,972	10	1:04.793	6	FADF
19	059	Matheus Forunato	PMK	1:04.800	2.012	0.295	66,667	12	1:04.809	6	FAERJ

## Open Minas de Kart 2018

PMK / PCK

Kartódromo RBC Racing 1,200 Km

5º Treino livre

28/09/2018 10:42

Treino (15:00 Tempo) iniciado em 10:42:08

Lap	Lap Tm	Diff	Time of Day
<b>(088) Luca Neuenschwander</b>			
1	1:15.191	+12.403	0:44:40.350
2	1:03.658	+0.870	0:45:44.008
3	1:03.255	+0.467	0:46:47.263
4	1:03.042	+0.254	0:47:50.305
5	1:04.027	+1.239	0:48:54.332
6	1:03.262	+0.474	0:49:57.594
7	1:03.050	+0.262	0:51:00.644
8	1:02.969	+0.181	0:52:03.613
9	1:02.859	+0.071	0:53:06.472
10	1:03.605	+0.817	0:54:10.077
11	<b>1:02.788</b>		0:55:12.865
12	1:02.908	+0.120	0:56:15.773
13	1:03.319	+0.531	0:57:19.092
<b>(026) Pedro Lins</b>			
1	1:03.350	+0.489	0:44:26.336
2	1:24.341	+21.480	0:45:50.677
3	1:03.383	+0.522	0:46:54.060
4	1:03.053	+0.192	0:47:57.113
5	1:03.296	+0.435	0:49:00.409
6	1:03.172	+0.311	0:50:03.581
7	1:03.343	+0.482	0:51:06.924
8	1:03.787	+0.926	0:52:10.711
9	1:03.136	+0.275	0:53:13.847
10	1:02.989	+0.128	0:54:16.836
11	<b>1:02.861</b>		0:55:19.697
12	1:03.523	+0.662	0:56:23.220
13	1:03.254	+0.393	0:57:26.474
<b>(044) Breno Moraes</b>			
1	1:03.179	+0.293	0:44:31.798
2	1:03.662	+0.776	0:45:35.460
3	1:04.425	+1.539	0:46:39.885
4	1:09.195	+6.309	0:47:49.080
5	1:05.700	+2.814	0:48:54.780
6	1:02.894	+0.008	0:49:57.674
7	1:03.049	+0.163	0:51:00.723
8	1:03.586	+0.700	0:52:04.309
9	<b>1:02.886</b>		0:53:07.195
10	1:04.025	+1.139	0:54:11.220
11	1:02.894	+0.008	0:55:14.114
12	1:03.201	+0.315	0:56:17.315
13	1:03.399	+0.513	0:57:20.714
<b>(017) Gabriel Koegnikan</b>			
1	<b>1:02.909</b>		0:44:34.442
2	1:03.266	+0.357	0:45:37.708
3	1:03.241	+0.332	0:46:40.949
4	1:03.570	+0.661	0:47:44.519
5	1:03.862	+0.953	0:48:48.381
6	1:04.083	+1.174	0:49:52.464
7	1:03.312	+0.403	0:50:55.776
8	1:03.265	+0.356	0:51:59.041
9	1:03.270	+0.361	0:53:02.311
10	1:03.099	+0.190	0:54:05.410
11	1:02.964	+0.055	0:55:08.374
12	1:04.201	+1.292	0:56:12.575
13	1:03.293	+0.384	0:57:15.868
<b>(015) Lucas Moura</b>			
1	1:03.575	+0.560	0:44:28.480
2	1:03.315	+0.300	0:45:31.795
3	1:03.053	+0.038	0:46:34.848
4	1:03.115	+0.100	0:47:37.963

Lap	Lap Tm	Diff	Time of Day
5	1:03.084	+0.069	0:48:41.047
6	1:11.868	+8.853	0:49:52.915
7	1:05.203	+2.188	0:50:58.118
8	1:03.365	+0.350	0:52:01.483
9	1:03.144	+0.129	0:53:04.627
10	<b>1:03.015</b>		0:54:07.642
11	1:03.454	+0.439	0:55:11.096
12	1:03.417	+0.402	0:56:14.513
13	1:03.386	+0.371	0:57:17.899
<b>(046) Matheus Sena</b>			
1	1:04.007	+0.818	0:44:29.608
2	1:04.079	+0.890	0:45:33.687
3	1:05.505	+2.316	0:46:39.192
4	1:04.119	+0.930	0:47:43.311
5	1:04.922	+1.733	0:48:48.233
6	1:05.004	+1.815	0:49:53.237
7	1:04.745	+1.556	0:50:57.982
8	1:04.074	+0.885	0:52:02.056
9	1:03.834	+0.645	0:53:05.890
10	1:04.115	+0.926	0:54:10.005
11	<b>1:03.189</b>		0:55:13.194
12	1:03.693	+0.504	0:56:16.887
13	1:03.749	+0.560	0:57:20.636
<b>(001) Augustus Toniolo</b>			
1	1:04.317	+1.089	0:44:24.609
2	1:04.221	+0.993	0:45:28.830
3	1:03.958	+0.730	0:46:32.788
4	1:04.009	+0.781	0:47:36.797
5	1:04.094	+0.866	0:48:40.891
6	1:04.871	+1.643	0:49:45.762
7	1:04.676	+1.448	0:50:50.438
8	1:06.612	+3.384	0:51:57.050
9	1:06.204	+2.976	0:53:03.254
10	1:08.377	+5.149	0:54:11.631
11	1:04.901	+1.673	0:55:16.532
12	<b>1:03.228</b>		0:56:19.760
13	1:03.382	+0.154	0:57:23.142
<b>(025) Arthur Matos</b>			
1	1:03.504	+0.224	0:44:26.625
2	1:05.201	+1.921	0:45:31.826
3	1:03.670	+0.390	0:46:35.496
4	1:06.564	+3.284	0:47:42.060
5	1:06.484	+3.204	0:48:48.544
6	1:04.500	+1.220	0:49:53.044
7	1:04.227	+0.947	0:50:57.271
8	1:03.619	+0.339	0:52:00.890
9	1:03.944	+0.664	0:53:04.834
10	1:03.425	+0.145	0:54:08.259
11	1:04.145	+0.865	0:55:12.404
12	<b>1:03.280</b>		0:56:15.684
13	1:03.769	+0.489	0:57:19.453
<b>(092) Bruno Diaz</b>			
1	1:03.410	+0.105	0:44:31.717
2	1:03.524	+0.219	0:45:35.241
3	1:04.858	+1.553	0:46:40.099
4	1:03.940	+0.635	0:47:44.039
5	1:04.724	+1.419	0:48:48.763
6	1:04.196	+0.891	0:49:52.959
7	1:03.555	+0.250	0:50:56.514
8	<b>1:03.305</b>		0:51:59.819
9	1:03.536	+0.231	0:53:03.355
10	1:04.060	+0.755	0:54:07.415

Lap	Lap Tm	Diff	Time of Day
11	1:04.698	+1.393	0:55:12.113
12	1:03.498	+0.193	0:56:15.611
13	1:03.965	+0.660	0:57:19.576
<b>(027) Yuri Morelli</b>			
1	1:03.913	+0.575	0:44:24.104
2	1:03.966	+0.628	0:45:28.070
3	1:11.436	+8.098	0:46:39.506
4	1:04.056	+0.718	0:47:43.562
5	1:04.122	+0.784	0:48:47.684
6	1:05.434	+2.096	0:49:53.118
7	1:06.626	+3.288	0:50:59.744
8	1:05.584	+2.246	0:52:05.328
9	1:03.534	+0.196	0:53:08.862
10	1:03.694	+0.356	0:54:12.556
11	1:03.658	+0.320	0:55:16.214
12	1:03.471	+0.133	0:56:19.685
13	<b>1:03.338</b>		0:57:23.023
<b>(077) Miguel Máximo</b>			
1	1:03.712	+0.361	0:44:34.367
2	1:03.957	+0.606	0:45:38.324
3	1:04.466	+1.115	0:46:42.790
4	1:04.754	+1.403	0:47:47.544
5	1:03.507	+0.156	0:48:51.051
6	1:03.816	+0.465	0:49:54.867
7	1:04.461	+1.110	0:50:59.328
8	1:03.745	+0.394	0:52:03.073
9	1:03.702	+0.351	0:53:06.775
10	1:03.966	+0.615	0:54:10.741
11	1:03.515	+0.164	0:55:14.256
12	1:03.425	+0.074	0:56:17.681
13	<b>1:03.351</b>		0:57:21.032
<b>(013) Gustavo de Luka</b>			
1	1:05.124	+1.750	0:44:33.832
2	1:03.508	+0.134	0:45:37.340
3	1:06.013	+2.639	0:46:43.353
4	1:03.955	+0.581	0:47:47.308
5	1:03.517	+0.143	0:48:50.825
6	1:03.606	+0.232	0:49:54.431
7	1:04.378	+1.004	0:50:58.809
8	1:04.115	+0.741	0:52:02.924
9	1:03.459	+0.085	0:53:06.383
10	1:04.038	+0.664	0:54:10.421
11	<b>1:03.374</b>		0:55:13.795
12	1:03.802	+0.428	0:56:17.597
13	1:03.882	+0.508	0:57:21.479
<b>(111) Heitor Dall Agnol</b>			
1	1:03.633	+0.145	0:44:29.056
2	1:04.100	+0.612	0:45:33.156
3	1:04.748	+1.260	0:46:37.904
4	1:04.078	+0.590	0:47:41.982
5	1:07.135	+3.647	0:48:49.117
6	1:04.252	+0.764	0:49:53.369
7	1:04.961	+1.473	0:50:58.330
8	1:03.662	+0.174	0:52:01.992
9	1:04.192	+0.704	0:53:06.184
10	1:05.137	+1.649	0:54:11.321
11	1:03.639	+0.151	0:55:14.960
12	1:03.926	+0.438	0:56:18.886
13	<b>1:03.488</b>		0:57:22.374
<b>(011) Heitor Vasconcelos</b>			
1	1:04.875	+1.374	0:44:33.954

## Open Minas de Kart 2018

PMK / PCK

Kartódromo RBC Racing 1,200 Km

5º Treino livre

28/09/2018 10:42

Treino (15:00 Tempo) iniciado em 10:42:08

Lap	Lap Tm	Diff	Time of Day
2	1:04.039	+0.538	10:45:37.993
3	1:04.020	+0.519	10:46:42.013
4	1:04.318	+0.817	10:47:46.331
5	1:04.124	+0.623	10:48:50.455
6	1:03.789	+0.288	10:49:54.244
7	1:05.512	+2.011	10:50:59.756
8	1:03.746	+0.245	10:52:03.502
9	1:03.585	+0.084	10:53:07.087
10	1:04.486	+0.985	10:54:11.573
11	<b>1:03.501</b>		10:55:15.074
12	1:03.647	+0.146	10:56:18.721
13	1:03.534	+0.033	10:57:22.255

(008) Leandro Nielsen

Lap	Lap Tm	Diff	Time of Day
1	1:04.060	+0.438	10:44:25.635
2	1:03.685	+0.063	10:45:29.320
3	<b>1:03.622</b>		10:46:32.942
4	1:03.999	+0.377	10:47:36.941
5	1:04.430	+0.808	10:48:41.371
6	1:05.216	+1.594	10:49:46.587
7	1:05.489	+1.867	10:50:52.076
8	1:04.395	+0.773	10:51:56.471
9	1:07.464	+3.842	10:53:03.935
10	1:03.837	+0.215	10:54:07.772
11	1:04.895	+1.273	10:55:12.667
12	1:04.044	+0.422	10:56:16.711
13	1:03.750	+0.128	10:57:20.461

(070) Isaque Tanabe Bueno

Lap	Lap Tm	Diff	Time of Day
1	1:05.784	+1.737	10:44:29.407
2	<b>1:04.047</b>		10:45:33.454
3	1:05.650	+1.603	10:46:39.104
4	1:04.814	+0.767	10:47:43.918
5	1:05.299	+1.252	10:48:49.217
6	1:05.420	+1.373	10:49:54.637
7	1:05.347	+1.300	10:50:59.984
8	1:04.550	+0.503	10:52:04.534
9	1:04.620	+0.573	10:53:09.154
10	1:04.446	+0.399	10:54:13.600
11	1:04.291	+0.244	10:55:17.891
12	1:04.494	+0.447	10:56:22.385
13	1:04.239	+0.192	10:57:26.624

(077) Enzo Azevedo

Lap	Lap Tm	Diff	Time of Day
1	1:05.091	+0.679	10:49:32.917
2	1:04.709	+0.297	10:50:37.626
3	1:04.704	+0.292	10:51:42.330
4	1:04.499	+0.087	10:52:46.829
5	1:05.054	+0.642	10:53:51.883
6	2:31.957	+1:27.545	10:56:23.840
7	<b>1:04.412</b>		10:57:28.252

(033) João Bechelany

Lap	Lap Tm	Diff	Time of Day
1	1:06.227	+1.722	10:44:27.703
2	1:05.612	+1.107	10:45:33.315
3	1:07.240	+2.735	10:46:40.555
4	1:05.629	+1.124	10:47:46.184
5	1:09.942	+5.437	10:48:56.126
6	1:04.793	+0.288	10:50:00.919
7	1:04.939	+0.434	10:51:05.858
8	1:05.229	+0.724	10:52:11.087
9	1:04.886	+0.381	10:53:15.973
10	<b>1:04.505</b>		10:54:20.478
11	1:05.289	+0.784	10:55:25.767
12	1:05.075	+0.570	10:56:30.842
13	1:05.447	+0.942	10:57:36.289

Lap	Lap Tm	Diff	Time of Day
(059) Matheus Fortunato			
1	1:06.403	+1.603	10:44:29.920
2	1:06.587	+1.787	10:45:36.507
3	1:06.689	+1.889	10:46:43.196
4	1:07.026	+2.226	10:47:50.222
5	1:06.414	+1.614	10:48:56.636
6	1:04.809	+0.009	10:50:01.445
7	1:05.020	+0.220	10:51:06.465
8	1:05.910	+1.110	10:52:12.375
9	1:05.342	+0.542	10:53:17.717
10	1:05.703	+0.903	10:54:23.420
11	2:01.022	+56.222	10:56:24.442
12	<b>1:04.800</b>		10:57:29.242

Lap Lap Tm Diff Time of Day

**Open Minas de Kart 2018**
**Classificado pela melhor volta**

PMK / PCK

Kartódromo RBC Racing 1,200 Km

6º Treino livre

28/09/2018 13:26

Treino (10:00 Tempo) iniciado em 13:26:33

Pos	No.	Name	Class	Best Tm	Diff	Gap	Best Speed	n Lap	2nd Best	nd Lap	Status
1	092	Bruno Diaz	PCK	1:02.938			68,639	4	1:03.252	3	FADF
2	044	Breno Moraes	PCK	1:02.978	0.040	0.040	68,595	5	1:03.002	7	FASP
3	088	Luca Neuenschwander	PCK	1:02.995	0.057	0.017	68,577	5	1:03.007	3	FMA
4	010	João Pinheiro	PCK	1:02.997	0.059	0.002	68,575	5	1:03.008	3	FADF
5	015	Lucas Moura	PCK	1:03.047	0.109	0.050	68,520	2	1:03.107	6	FMA
6	026	Pedro Lins	PCK	1:03.072	0.134	0.025	68,493	7	1:03.104	4	FADF
7	027	Yuri Morelli	PMK	1:03.183	0.245	0.111	68,373	1	1:03.271	5	FASP
8	111	Heitor Dall Agnol	PCK	1:03.203	0.265	0.020	68,351	3	1:03.246	2	FASP
9	017	Gabriel Koegnikan	PCK	1:03.219	0.281	0.016	68,334	5	1:03.294	6	FADF
10	077	Miguel Máximo	PCK	1:03.354	0.416	0.135	68,188	5	1:03.432	6	FMA
11	013	Gustavo de Luka	PCK	1:03.470	0.532	0.116	68,064	3	1:03.546	4	FMA
12	046	Matheus Sena	PCK	1:03.513	0.575	0.043	68,018	5	1:03.524	6	FMA
13	025	Arthur Matos	PCK	1:03.535	0.597	0.022	67,994	5	1:03.623	8	FADF
14	011	Heitor Vasconcelos	PCK	1:03.554	0.616	0.019	67,974	7	1:03.572	5	FMA
15	007	Oliver Gonçalves	PMK	1:03.944	1.006	0.390	67,559	8	1:04.020	5	FMA
16	070	Isaque Tanabe Bueno	PMK	1:04.339	1.401	0.395	67,144	7	1:04.401	2	FADF
17	021	Enzo Azevedo	PMK	1:04.442	1.504	0.103	67,037	8	1:04.510	3	FMA
18	033	João Bechelany	PCK	1:04.799	1.861	0.357	66,668	3	1:04.812	5	FMA
19	059	Matheus Forunato	PMK	1:05.188	2.250	0.389	66,270	6	1:05.243	2	FAERJ

## Open Minas de Kart 2018

PMK / PCK

Kartódromo RBC Racing 1,200 Km

6º Treino livre

28/09/2018 13:26

Treino (10:00 Tempo) iniciado em 13:26:33

Lap	Lap Tm	Diff	Time of Day
<b>(092) Bruno Diaz</b>			
1	2:06.863	+1:03.925	3:30:34.216
2	1:03.749	+0.811	3:31:37.965
3	1:03.252	+0.314	3:32:41.217
4	<b>1:02.938</b>		3:33:44.155
5	1:03.543	+0.605	3:34:47.698
6	1:03.472	+0.534	3:35:51.170
7	1:03.443	+0.505	3:36:54.613
<b>(044) Breno Moraes</b>			
1	1:04.079	+1.101	3:29:34.489
2	1:03.217	+0.239	3:30:37.706
3	1:03.552	+0.574	3:31:41.258
4	1:03.320	+0.342	3:32:44.578
5	<b>1:02.978</b>		3:33:47.556
6	1:03.296	+0.318	3:34:50.852
7	1:03.002	+0.024	3:35:53.854
8	1:03.219	+0.241	3:36:57.073
<b>(088) Luca Neuenschwander</b>			
1	1:03.563	+0.568	3:29:23.212
2	1:03.247	+0.252	3:30:26.459
3	1:03.007	+0.012	3:31:29.466
4	1:03.207	+0.212	3:32:32.673
5	<b>1:02.995</b>		3:33:35.668
6	1:03.136	+0.141	3:34:38.804
7	1:04.209	+1.214	3:35:43.013
8	1:05.141	+2.146	3:36:48.154
<b>(010) João Pinheiro</b>			
1	1:03.586	+0.589	3:29:23.315
2	1:03.221	+0.224	3:30:26.536
3	1:03.008	+0.011	3:31:29.544
4	1:03.205	+0.208	3:32:32.749
5	<b>1:02.997</b>		3:33:35.746
6	1:03.135	+0.138	3:34:38.881
7	1:03.542	+0.545	3:35:42.423
8	1:04.718	+1.721	3:36:47.141
<b>(015) Lucas Moura</b>			
1	1:03.448	+0.401	3:30:27.695
2	<b>1:03.047</b>		3:31:30.742
3	1:03.181	+0.134	3:32:33.923
4	1:03.247	+0.200	3:33:37.170
5	1:04.299	+1.252	3:34:41.469
6	1:03.107	+0.060	3:35:44.576
7	1:03.736	+0.689	3:36:48.312
<b>(026) Pedro Lins</b>			
1	1:03.732	+0.660	3:29:26.647
2	1:03.806	+0.734	3:30:30.453
3	1:03.188	+0.116	3:31:33.641
4	1:03.104	+0.032	3:32:36.745
5	1:03.276	+0.204	3:33:40.021
6	1:03.269	+0.197	3:34:43.290
7	<b>1:03.072</b>		3:35:46.362
8	1:03.128	+0.056	3:36:49.490
<b>(027) Yuri Morelli</b>			
1	<b>1:03.183</b>		3:29:28.035
2	1:03.461	+0.278	3:30:31.496
3	1:03.442	+0.259	3:31:34.938
4	1:03.289	+0.106	3:32:38.227
5	1:03.271	+0.088	3:33:41.498
6	1:03.427	+0.244	3:34:44.925

Lap	Lap Tm	Diff	Time of Day
7	1:03.697	+0.514	3:35:48.622
8	1:03.911	+0.728	3:36:52.533
<b>(111) Heitor Dall Agnol</b>			
1	1:03.801	+0.598	3:29:24.525
2	1:03.246	+0.043	3:30:27.771
3	<b>1:03.203</b>		3:31:30.974
4	1:03.285	+0.082	3:32:34.259
5	1:03.283	+0.080	3:33:37.542
6	1:03.583	+0.380	3:34:41.125
7	1:03.379	+0.176	3:35:44.504
8	1:03.447	+0.244	3:36:47.951
<b>(017) Gabriel Koegnikan</b>			
1	1:04.141	+0.922	3:29:29.355
2	1:03.382	+0.163	3:30:32.737
3	1:03.590	+0.371	3:31:36.327
4	1:03.356	+0.137	3:32:39.683
5	<b>1:03.219</b>		3:33:42.902
6	1:03.294	+0.075	3:34:46.196
7	1:03.653	+0.434	3:35:49.849
8	1:47.445	+44.226	3:37:37.294
<b>(077) Miguel Máximo</b>			
1	1:03.919	+0.565	3:29:25.895
2	1:03.595	+0.241	3:30:29.490
3	1:03.643	+0.289	3:31:33.133
4	1:03.832	+0.478	3:32:36.965
5	<b>1:03.354</b>		3:33:40.319
6	1:03.432	+0.078	3:34:43.751
7	1:03.550	+0.196	3:35:47.301
8	1:03.746	+0.392	3:36:51.047
<b>(013) Gustavo de Luka</b>			
1	1:04.297	+0.827	3:29:25.767
2	1:04.805	+1.335	3:30:30.572
3	<b>1:03.470</b>		3:31:34.042
4	1:03.546	+0.076	3:32:37.588
5	1:03.741	+0.271	3:33:41.329
6	1:04.030	+0.560	3:34:45.359
7	2:22.024	+1:18.554	3:37:07.383
<b>(046) Matheus Sena</b>			
1	1:04.429	+0.916	3:29:31.583
2	1:03.676	+0.163	3:30:35.259
3	1:03.722	+0.209	3:31:38.981
4	1:03.940	+0.427	3:32:42.921
5	<b>1:03.513</b>		3:33:46.434
6	1:03.524	+0.011	3:34:49.958
7	1:03.683	+0.170	3:35:53.641
8	1:03.822	+0.309	3:36:57.463
<b>(025) Arthur Matos</b>			
1	1:03.971	+0.436	3:29:27.706
2	1:03.931	+0.396	3:30:31.637
3	1:04.375	+0.840	3:31:36.012
4	1:03.808	+0.273	3:32:39.820
5	<b>1:03.535</b>		3:33:43.355
6	1:03.625	+0.090	3:34:46.980
7	1:04.324	+0.789	3:35:51.304
8	1:03.623	+0.088	3:36:54.927
<b>(011) Heitor Vasconcelos</b>			
1	1:04.514	+0.960	3:29:31.751
2	1:03.686	+0.132	3:30:35.437
3	1:03.660	+0.106	3:31:39.097

Lap	Lap Tm	Diff	Time of Day
4	1:04.503	+0.949	3:32:43.600
5	1:03.572	+0.018	3:33:47.172
6	1:03.762	+0.208	3:34:50.934
7	<b>1:03.554</b>		3:35:54.488
8	1:03.620	+0.066	3:36:58.108
<b>(007) Oliver Gonçalves</b>			
1	1:05.545	+1.601	3:29:33.286
2	1:04.342	+0.398	3:30:37.628
3	1:04.485	+0.541	3:31:42.113
4	1:04.107	+0.163	3:32:46.220
5	1:04.020	+0.076	3:33:50.240
6	1:05.105	+1.161	3:34:55.345
7	1:04.447	+0.503	3:35:59.792
8	<b>1:03.944</b>		3:37:03.736
<b>(070) Isaque Tanabe Bueno</b>			
1	1:05.352	+1.013	3:29:29.428
2	1:04.401	+0.062	3:30:33.829
3	1:05.008	+0.669	3:31:38.837
4	1:06.397	+2.058	3:32:45.234
5	1:04.914	+0.575	3:33:50.148
6	1:05.426	+1.087	3:34:55.574
7	<b>1:04.339</b>		3:35:59.913
8	1:04.819	+0.480	3:37:04.732
<b>(021) Enzo Azevedo</b>			
1	1:05.292	+0.850	3:28:44.529
2	1:04.980	+0.538	3:29:49.509
3	1:04.510	+0.068	3:30:54.019
4	1:05.342	+0.900	3:31:59.361
5	1:04.776	+0.334	3:33:04.137
6	1:04.831	+0.389	3:34:08.968
7	1:04.576	+0.134	3:35:13.544
8	<b>1:04.442</b>		3:36:17.986
9	1:04.769	+0.327	3:37:22.755
<b>(033) João Bechelany</b>			
1	1:06.864	+2.065	3:29:39.371
2	1:05.686	+0.887	3:30:45.057
3	<b>1:04.799</b>		3:31:49.856
4	1:05.024	+0.225	3:32:54.880
5	1:04.812	+0.013	3:33:59.692
6	1:05.215	+0.416	3:35:04.907
7	1:05.011	+0.212	3:36:09.918
8	1:05.299	+0.500	3:37:15.217
<b>(059) Matheus Fortunato</b>			
1	1:06.425	+1.237	3:29:38.612
2	1:05.243	+0.055	3:30:43.855
3	1:05.494	+0.306	3:31:49.349
4	1:05.423	+0.235	3:32:54.772
5	1:05.468	+0.280	3:34:00.240
6	<b>1:05.188</b>		3:35:05.428
7	1:06.169	+0.981	3:36:11.597
8	1:05.549	+0.361	3:37:17.146



**Open Minas de Kart 2018**
**Classificado pela melhor volta**

PMK / PCK

Kartódromo RBC Racing 1,200 Km

Tomada de tempos

28/09/2018 15:40

Qualificação (7:00 Tempo) iniciado em 15:25:54

Pos	No.	Name	Class	Best Tm	Diff	Gap	Best Speed	n Lap	2nd Best	nd Lap	Status
1	088	Luca Neuenschwander	PCK	1:02.943			68,634	6	1:03.056	2	FMA
2	010	João Pinheiro	PCK	1:03.027	0.084	0.084	68,542	6	1:03.385	5	FADF
3	044	Breno Moraes	PCK	1:03.078	0.135	0.051	68,487	6	1:03.081	2	FASP
4	111	Heitor Dall Agnol	PCK	1:03.083	0.140	0.005	68,481	1	1:03.712	5	FASP
5	015	Lucas Moura	PCK	1:03.100	0.157	0.017	68,463	2	1:03.464	5	FMA
6	017	Gabriel Koegnikan	PCK	1:03.105	0.162	0.005	68,457	1	1:03.141	6	FADF
7	026	Pedro Lins	PCK	1:03.224	0.281	0.119	68,328	6	1:03.388	4	FADF
8	092	Bruno Diaz	PCK	1:03.231	0.288	0.007	68,321	5	1:03.300	6	FADF
9	070	Isaque Tanabe Bueno	PMK	1:03.328	0.385	0.097	68,216	6	1:04.172	5	FADF
10	013	Gustavo de Luka	PCK	1:03.368	0.425	0.040	68,173	6	1:03.698	2	FMA
11	077	Miguel Máximo	PCK	1:03.462	0.519	0.094	68,072	5	1:03.628	6	FMA
12	011	Heitor Vasconcelos	PCK	1:03.466	0.523	0.004	68,068	1	2:49.457	2	FMA
13	046	Matheus Sena	PCK	1:03.480	0.537	0.014	68,053	6	1:04.173	5	FMA
14	027	Yuri Morelli	PMK	1:03.512	0.569	0.032	68,019	2	1:04.081	3	FASP
15	008	Leandro Nielsen	PCK	1:03.625	0.682	0.113	67,898	6	1:04.018	5	FMA
16	025	Arthur Matos	PCK	1:03.837	0.894	0.212	67,672	2	1:03.851	6	FADF
17	007	Oliver Gonçalves	PMK	1:04.070	1.127	0.233	67,426	6	1:04.825	2	FMA
18	001	Augustus Toniolo	PMK	1:04.100	1.157	0.030	67,395	6	1:04.188	5	FPRA
19	059	Matheus Forunato	PMK	1:04.343	1.400	0.243	67,140	3	1:04.390	2	FAERJ
20	033	João Bechelany	PCK	1:04.903	1.960	0.560	66,561	3	1:05.128	6	FMA
21	021	Enzo Azevedo	PMK	1:05.035	2.092	0.132	66,426	4	1:05.046	6	FMA

## Open Minas de Kart 2018


PMK / PCK

Kartódromo RBC Racing 1,200 Km

Tomada de tempos

28/09/2018 15:40

Qualificação (7:00 Tempo) iniciado em 15:25:54



Lap	Lap Tm	Diff	Time of Day
<b>(088) Luca Neuenschwander</b>			
1	1:03.467	+0.524	5:28:31.648
2	1:03.056	+0.113	5:29:34.704
3	1:06.649	+3.706	5:30:41.353
4	1:04.851	+1.908	5:31:46.204
5	1:03.177	+0.234	5:32:49.381
6	<b>1:02.943</b>		5:33:52.324

Lap	Lap Tm	Diff	Time of Day
<b>(010) João Pinheiro</b>			
1	1:03.739	+0.712	5:28:32.147
2	1:03.868	+0.841	5:29:36.015
3	1:04.289	+1.262	5:30:40.304
4	1:05.020	+1.993	5:31:45.324
5	1:03.385	+0.358	5:32:48.709
6	<b>1:03.027</b>		5:33:51.736

Lap	Lap Tm	Diff	Time of Day
<b>(044) Breno Moraes</b>			
1	1:04.726	+1.648	5:28:29.246
2	1:03.081	+0.003	5:29:32.327
3	1:04.759	+1.681	5:30:37.086
4	1:03.367	+0.289	5:31:40.453
5	1:03.258	+0.180	5:32:43.711
6	<b>1:03.078</b>		5:33:46.789

Lap	Lap Tm	Diff	Time of Day
<b>(111) Heitor Dall Agnol</b>			
1	<b>1:03.083</b>		5:28:26.544
2	1:03.827	+0.744	5:29:30.371
3	1:08.457	+5.374	5:30:38.828
4	1:03.794	+0.711	5:31:42.622
5	1:03.712	+0.629	5:32:46.334
6	1:04.093	+1.010	5:33:50.427

Lap	Lap Tm	Diff	Time of Day
<b>(015) Lucas Moura</b>			
1	1:05.358	+2.258	5:28:29.313
2	<b>1:03.100</b>		5:29:32.413
3	1:03.583	+0.483	5:30:35.996
4	1:03.601	+0.501	5:31:39.597
5	1:03.464	+0.364	5:32:43.061
6	1:03.540	+0.440	5:33:46.601

Lap	Lap Tm	Diff	Time of Day
<b>(017) Gabriel Koegnikan</b>			
1	<b>1:03.105</b>		5:28:32.258
2	1:03.675	+0.570	5:29:35.933
3	1:04.279	+1.174	5:30:40.212
4	1:04.706	+1.601	5:31:44.918
5	1:03.597	+0.492	5:32:48.515
6	1:03.141	+0.036	5:33:51.656

Lap	Lap Tm	Diff	Time of Day
<b>(026) Pedro Lins</b>			
1	1:03.554	+0.330	5:28:28.133
2	1:03.523	+0.299	5:29:31.656
3	1:04.268	+1.044	5:30:35.924
4	1:03.388	+0.164	5:31:39.312
5	1:05.035	+1.811	5:32:44.347
6	<b>1:03.224</b>		5:33:47.571

Lap	Lap Tm	Diff	Time of Day
<b>(092) Bruno Diaz</b>			
1	1:04.962	+1.731	5:28:31.288
2	1:03.305	+0.074	5:29:34.593
3	1:05.624	+2.393	5:30:40.217
4	1:04.825	+1.594	5:31:45.042
5	<b>1:03.231</b>		5:32:48.273
6	1:03.300	+0.069	5:33:51.573

<b>(070) Isaque Tanabe Bueno</b>			
----------------------------------	--	--	--

Lap	Lap Tm	Diff	Time of Day
1	1:05.593	+2.265	5:28:32.080
2	1:04.794	+1.466	5:29:36.874
3	1:05.421	+2.093	5:30:42.295
4	1:04.369	+1.041	5:31:46.664
5	1:04.172	+0.844	5:32:50.836
6	<b>1:03.328</b>		5:33:54.164

Lap	Lap Tm	Diff	Time of Day
<b>(013) Gustavo de Luka</b>			
1	1:04.625	+1.257	5:28:30.652
2	1:03.698	+0.330	5:29:34.350
3	1:06.448	+3.080	5:30:40.798
4	1:04.834	+1.466	5:31:45.632
5	1:04.153	+0.785	5:32:49.785
6	<b>1:03.368</b>		5:33:53.153

Lap	Lap Tm	Diff	Time of Day
<b>(077) Miguel Máximo</b>			
1	1:04.101	+0.639	5:28:31.726
2	1:04.142	+0.680	5:29:35.868
3	1:05.025	+1.563	5:30:40.893
4	1:04.263	+0.801	5:31:45.156
5	<b>1:03.462</b>		5:32:48.618
6	1:03.628	+0.166	5:33:52.246

Lap	Lap Tm	Diff	Time of Day
<b>(011) Heitor Vasconcelos</b>			
1	<b>1:03.466</b>		5:28:26.461
2	2:49.457	+1:45.991	5:31:15.918

Lap	Lap Tm	Diff	Time of Day
<b>(046) Matheus Sena</b>			
1	1:04.189	+0.709	5:28:26.355
2	1:05.416	+1.936	5:29:31.771
3	1:08.261	+4.781	5:30:40.032
4	1:06.350	+2.870	5:31:46.382
5	1:04.173	+0.693	5:32:50.555
6	<b>1:03.480</b>		5:33:54.035

Lap	Lap Tm	Diff	Time of Day
<b>(027) Yuri Morelli</b>			
1	1:05.293	+1.781	5:28:29.247
2	1:03.759	+0.247	5:29:33.006
3	1:04.081	+0.569	5:30:37.087
4	1:05.008	+1.496	5:31:42.095
5	1:04.238	+0.726	5:32:46.333
6	1:04.093	+0.581	5:33:50.426

Lap	Lap Tm	Diff	Time of Day
<b>(008) Leandro Nielsen</b>			
1	1:04.211	+0.586	5:28:26.248
2	1:04.648	+1.023	5:29:30.896
3	1:07.710	+4.085	5:30:38.606
4	1:04.627	+1.002	5:31:43.233
5	1:04.018	+0.393	5:32:47.251
6	<b>1:03.625</b>		5:33:50.876

Lap	Lap Tm	Diff	Time of Day
<b>(025) Arthur Matos</b>			
1	1:05.163	+1.326	5:28:29.170
2	<b>1:03.837</b>		5:29:33.007
3	1:04.941	+1.104	5:30:37.948
4	1:04.148	+0.311	5:31:42.096
5	1:04.518	+0.681	5:32:46.614
6	1:03.851	+0.014	5:33:50.465

Lap	Lap Tm	Diff	Time of Day
<b>(007) Oliver Gonçalves</b>			
1	1:04.992	+0.922	5:28:30.911
2	1:04.825	+0.755	5:29:35.736
3	1:07.255	+3.185	5:30:42.991
4	1:05.021	+0.951	5:31:48.012
5	1:06.209	+2.139	5:32:54.221
6	<b>1:04.070</b>		5:33:58.291

Cronometragem

Diretor de Prova

Comissários

Orbits

**Open Minas de Kart 2018**
**Classificado pela melhor volta**

PMK / PCK

Kartódromo RBC Racing 1,200 Km

Aquecimento

29/09/2018 08:26

Treino (10:00 Tempo) iniciado em 8:28:00

Pos	No.	Name	Class	Best Tm	Diff	Gap	Best Speed	n Lap	2nd Best	nd Lap	Status
1	017	Gabriel Koenikan	PCK	1:02.613			68,995	4	1:03.064	6	FADF
2	013	Gustavo de Luka	PCK	1:02.651	0.038	0.038	68,953	6	1:02.748	7	FMA
3	015	Lucas Moura	PCK	1:02.692	0.079	0.041	68,908	6	1:02.718	7	FMA
4	888	Luca Neuenschwander	PCK	1:02.724	0.111	0.032	68,873	7	1:02.759	6	FMA
5	044	Breno Moraes	PCK	1:02.726	0.113	0.002	68,871	7	1:02.739	4	FASP
6	010	João Pinheiro	PCK	1:02.738	0.125	0.012	68,858	4	1:02.813	9	FADF
7	092	Bruno Diaz	PCK	1:02.764	0.151	0.026	68,829	3	1:02.854	4	FADF
8	025	Arthur Matos	PCK	1:02.809	0.196	0.045	68,780	7	1:03.153	6	FADF
9	111	Heitor Dall Agnol	PCK	1:03.242	0.629	0.433	68,309	4	1:03.375	5	FASP
10	026	Pedro Lins	PCK	1:03.263	0.650	0.021	68,286	6	1:03.317	7	FADF
11	008	Leandro Nielsen	PCK	1:03.388	0.775	0.125	68,152	6	1:03.467	5	FMA
12	027	Yuri Morelli	PMK	1:03.396	0.783	0.008	68,143	6	1:03.400	9	FASP
13	021	Enzo Azevedo	PMK	1:03.441	0.828	0.045	68,095	1	1:03.867	7	FMA
14	070	Isaque Tanabe Bueno	PMK	1:03.566	0.953	0.125	67,961	8	1:03.873	7	FADF
15	077	Miguel Máximo	PCK	1:03.631	1.018	0.065	67,891	7	1:03.718	6	FMA
16	059	Matheus Forunato	PMK	1:03.728	1.115	0.097	67,788	8	1:03.803	7	FAERJ
17	011	Heitor Vasconcelos	PCK	1:03.748	1.135	0.020	67,767	4	1:03.750	6	FMA
18	033	João Bechelany	PCK	1:03.921	1.308	0.173	67,583	5	1:04.362	6	FMA
19	001	Augustus Toniolo	PMK	1:03.923	1.310	0.002	67,581	8	1:03.981	9	FPRA
20	046	Matheus Sena	PCK	1:05.658	3.045	1.735	65,795	1		0	FMA



## Open Minas de Kart 2018


PMK / PCK

Kartódromo RBC Racing 1,200 Km

Aquecimento

29/09/2018 08:26

Treino (10:00 Tempo) iniciado em 8:28:00



Lap	Lap Tm	Diff	Time of Day	Lap	Lap Tm	Diff	Time of Day	Lap	Lap Tm	Diff	Time of Day
(001) Augustus Toniolo											
1	1:05.582	+1.659	8:30:10.079								
2	1:04.960	+1.037	8:31:15.039								
3	1:04.496	+0.573	8:32:19.535								
4	1:04.425	+0.502	8:33:23.960								
5	1:04.703	+0.780	8:34:28.663								
6	1:04.704	+0.781	8:35:33.367								
7	1:04.118	+0.195	8:36:37.485								
8	<b>1:03.923</b>		8:37:41.408								
9	1:03.981	+0.058	8:38:45.389								
(046) Matheus Sena											
1	<b>1:05.658</b>		8:38:32.398								

## Open Minas de Kart 2018

## Classificado por voltas

PMK / PCK

Kartódromo RBC Racing 1,200 Km

Prova classificatória

29/09/2018 10:20

Corrida (10 Voltas) iniciado em 10:28:50

Pos	No.	Nome	Classe	Voltas	Diff	Espaço	Melhor Temp	/olta	Nat/State
1	017	Gabriel Koegnikan	PCK	10			<b>1:03.055</b>	5	FADF
2	044	Breno Moraes	PCK	10	0.439	0.439	<b>1:03.261</b>	9	FASP
3	888	Luca Neuenschwander	PCK	10	0.520	0.081	<b>1:03.278</b>	9	FMA
4	092	Bruno Diaz	PCK	10	1.586	1.066	<b>1:03.152</b>	8	FADF
5	013	Gustavo de Luka	PCK	10	3.259	1.673	<b>1:03.129</b>	6	FMA
6	010	João Pinheiro	PCK	10	4.352	1.093	<b>1:03.386</b>	9	FADF
7	015	Lucas Moura	PCK	10	4.898	0.546	<b>1:03.204</b>	9	FMA
8	111	Heitor Dall Agnol	PCK	10	10.593	5.695	<b>1:03.951</b>	9	FASP
9	026	Pedro Lins	PCK	10	10.653	0.060	<b>1:03.583</b>	4	FADF
10	025	Arthur Matos	PCK	10	11.161	0.508	<b>1:03.919</b>	8	FADF
11	011	Heitor Vasconcelos	PCK	10	11.249	0.088	<b>1:03.788</b>	9	FMA
12	008	Leandro Nielsen	PCK	10	11.359	0.110	<b>1:03.927</b>	10	FMA
13	077	Miguel Máximo	PCK	10	12.008	0.649	<b>1:03.512</b>	10	FMA
14	027	Yuri Morelli	PMK	10	14.396	2.388	<b>1:03.735</b>	9	FASP
15	033	João Bechelany	PCK	10	15.601	1.205	<b>1:04.420</b>	6	FMA
16	001	Augustus Toniolo	PMK	10	15.735	0.134	<b>1:03.817</b>	7	FPRA
17	046	Matheus Sena	PCK	10	15.994	0.259	<b>1:03.741</b>	9	FMA
18	059	Matheus Forunato	PMK	10	18.213	2.219	<b>1:03.962</b>	6	FAERJ
19	070	Isaque Tanabe Bueno	PMK	10	18.480	0.267	<b>1:03.970</b>	7	FADF
20	021	Enzo Azevedo	PMK	10	18.889	0.409	<b>1:04.262</b>	8	FMA
21	007	Oliver Gonçalves	PMK	10	21.202	2.313	<b>1:04.271</b>	9	FMA

### Anúncios

Os competidores nº 01, 111, 59 e 21 perderam 2 posições no grid pela 1ª troca de motor.

Margin of Victory	Avg. Speed	Best Lap Tm	Best Speed	Best Lap by
0.439	67,590	1:03.055	68,512	017 - Gabriel Koegnikan

Cronometragem	Diretor de Prova	Comissários	Orbits
---------------	------------------	-------------	--------

## Open Minas de Kart 2018

PMK / PCK

Kartódromo RBC Racing 1,200 Km

Prova classificatória

29/09/2018 10:20

Corrida (10 Voltas) iniciado em 10:28:50

Lap	Lap Tm	Diff	Time of Day
<b>(017) Gabriel Koegnikan</b>			
1	1:05.555	+2.500	0:29:58.913
2	1:03.824	+0.769	0:31:02.737
3	1:03.233	+0.178	0:32:05.970
4	1:03.130	+0.075	0:33:09.100
5	<b>1:03.055</b>		0:34:12.155
6	1:03.490	+0.435	0:35:15.645
7	1:03.636	+0.581	0:36:19.281
8	1:03.346	+0.291	0:37:22.627
9	1:03.268	+0.213	0:38:25.895
10	1:04.099	+1.044	0:39:29.994
<b>(044) Breno Moraes</b>			
1	1:04.853	+1.592	0:29:58.052
2	1:03.795	+0.534	0:31:01.847
3	1:03.528	+0.267	0:32:05.375
4	1:03.369	+0.108	0:33:08.744
5	1:03.332	+0.071	0:34:12.076
6	1:03.746	+0.485	0:35:15.822
7	1:03.739	+0.478	0:36:19.561
8	1:03.335	+0.074	0:37:22.896
9	<b>1:03.261</b>		0:38:26.157
10	1:04.276	+1.015	0:39:30.433
<b>(888) Luca Neuwenschwander</b>			
1	1:04.823	+1.545	0:29:57.929
2	1:03.838	+0.560	0:31:01.767
3	1:03.528	+0.250	0:32:05.295
4	1:03.371	+0.093	0:33:08.666
5	1:03.334	+0.056	0:34:12.000
6	1:03.721	+0.443	0:35:15.721
7	1:03.482	+0.204	0:36:19.203
8	1:03.333	+0.055	0:37:22.536
9	<b>1:03.278</b>		0:38:25.814
10	1:04.700	+1.422	0:39:30.514
<b>(092) Bruno Diaz</b>			
1	1:05.804	+2.652	0:29:59.327
2	1:04.190	+1.038	0:31:03.517
3	1:03.314	+0.162	0:32:06.831
4	1:04.037	+0.885	0:33:10.868
5	1:03.196	+0.044	0:34:14.064
6	1:03.180	+0.028	0:35:17.244
7	1:03.913	+0.761	0:36:21.157
8	<b>1:03.152</b>		0:37:24.309
9	1:03.328	+0.176	0:38:27.637
10	1:03.943	+0.791	0:39:31.580
<b>(013) Gustavo de Luka</b>			
1	1:05.671	+2.542	0:29:59.408
2	1:04.276	+1.147	0:31:03.684
3	1:03.265	+0.136	0:32:06.949
4	1:03.848	+0.719	0:33:10.797
5	1:03.196	+0.067	0:34:13.993
6	<b>1:03.129</b>		0:35:17.122
7	1:03.744	+0.615	0:36:20.866
8	1:03.342	+0.213	0:37:24.208
9	1:03.305	+0.176	0:38:27.513
10	1:05.740	+2.611	0:39:33.253
<b>(010) João Pinheiro</b>			
1	1:07.442	+4.056	0:30:00.629
2	1:04.931	+1.545	0:31:05.560
3	1:03.900	+0.514	0:32:09.460
4	1:03.734	+0.348	0:33:13.194

Lap	Lap Tm	Diff	Time of Day
5	1:03.580	+0.194	0:34:16.774
6	1:03.524	+0.138	0:35:20.298
7	1:03.646	+0.260	0:36:23.944
8	1:03.556	+0.170	0:37:27.500
9	<b>1:03.386</b>		0:38:30.886
10	1:03.460	+0.074	0:39:34.346
<b>(015) Lucas Moura</b>			
1	1:04.865	+1.661	0:29:58.174
2	1:04.008	+0.804	0:31:02.182
3	1:03.686	+0.482	0:32:05.868
4	1:03.793	+0.589	0:33:09.661
5	1:03.599	+0.395	0:34:13.260
6	1:03.631	+0.427	0:35:16.891
7	1:04.335	+1.131	0:36:21.226
8	1:03.384	+0.180	0:37:24.610
9	<b>1:03.204</b>		0:38:27.814
10	1:07.078	+3.874	0:39:34.892
<b>(111) Heitor Dall Agnol</b>			
1	1:06.843	+2.892	0:30:00.235
2	1:04.815	+0.864	0:31:05.050
3	1:04.216	+0.265	0:32:09.266
4	1:04.908	+0.957	0:33:14.174
5	1:04.650	+0.699	0:34:18.824
6	1:04.566	+0.615	0:35:23.390
7	1:04.099	+0.148	0:36:27.489
8	1:04.028	+0.077	0:37:31.517
9	<b>1:03.951</b>		0:38:35.468
10	1:05.119	+1.168	0:39:40.587
<b>(026) Pedro Lins</b>			
1	1:06.711	+3.128	0:30:00.350
2	1:05.768	+2.185	0:31:06.118
3	1:06.233	+2.650	0:32:12.351
4	<b>1:03.583</b>		0:33:15.934
5	1:04.778	+1.195	0:34:20.712
6	1:03.636	+0.053	0:35:24.348
7	1:03.656	+0.073	0:36:28.004
8	1:03.827	+0.244	0:37:31.831
9	1:03.803	+0.220	0:38:35.634
10	1:05.013	+1.430	0:39:40.647
<b>(025) Arthur Matos</b>			
1	1:06.470	+2.551	0:30:00.856
2	1:04.812	+0.893	0:31:05.668
3	1:04.155	+0.236	0:32:09.823
4	1:04.273	+0.354	0:33:14.096
5	1:04.459	+0.540	0:34:18.555
6	1:04.968	+1.049	0:35:23.523
7	1:04.150	+0.231	0:36:27.673
8	<b>1:03.919</b>		0:37:31.592
9	1:04.145	+0.226	0:38:35.737
10	1:05.418	+1.499	0:39:41.155
<b>(011) Heitor Vasconcelos</b>			
1	1:07.133	+3.345	0:30:01.085
2	1:04.746	+0.958	0:31:05.831
3	1:04.997	+1.209	0:32:10.828
4	1:03.801	+0.013	0:33:14.629
5	1:03.996	+0.208	0:34:18.625
6	1:04.461	+0.673	0:35:23.086
7	1:04.728	+0.940	0:36:27.814
8	1:04.536	+0.748	0:37:32.350
9	<b>1:03.788</b>		0:38:36.138
10	1:05.105	+1.317	0:39:41.243

Lap	Lap Tm	Diff	Time of Day
<b>(008) Leandro Nielsen</b>			
1	1:07.696	+3.769	0:30:02.104
2	1:04.275	+0.348	0:31:06.379
3	1:05.113	+1.186	0:32:11.492
4	1:04.300	+0.373	0:33:15.792
5	1:04.841	+0.914	0:34:20.633
6	1:04.530	+0.603	0:35:25.163
7	1:04.223	+0.296	0:36:29.386
8	1:04.108	+0.181	0:37:33.494
9	1:03.932	+0.005	0:38:37.426
10	<b>1:03.927</b>		0:39:41.353
<b>(077) Miguel Máximo</b>			
1	1:07.211	+3.699	0:30:01.160
2	1:04.926	+1.414	0:31:06.086
3	1:08.164	+4.652	0:32:14.250
4	1:04.056	+0.544	0:33:18.306
5	1:03.758	+0.246	0:34:22.064
6	1:04.819	+1.307	0:35:26.883
7	1:04.391	+0.879	0:36:31.274
8	1:03.690	+0.178	0:37:34.964
9	1:03.526	+0.014	0:38:38.490
10	<b>1:03.512</b>		0:39:42.002
<b>(027) Yuri Morelli</b>			
1	1:07.644	+3.909	0:30:01.866
2	1:04.309	+0.574	0:31:06.175
3	1:08.469	+4.734	0:32:14.644
4	1:04.323	+0.588	0:33:18.967
5	1:03.794	+0.059	0:34:22.761
6	1:04.422	+0.687	0:35:27.183
7	1:04.638	+0.903	0:36:31.821
8	1:04.796	+1.061	0:37:36.617
9	<b>1:03.735</b>		0:38:40.352
10	1:04.038	+0.303	0:39:44.390
<b>(033) João Bechelany</b>			
1	1:07.792	+3.372	0:30:02.668
2	1:05.083	+0.663	0:31:07.751
3	1:04.865	+0.445	0:32:12.616
4	1:04.606	+0.186	0:33:17.222
5	1:04.665	+0.245	0:34:21.887
6	<b>1:04.420</b>		0:35:26.307
7	1:05.170	+0.750	0:36:31.477
8	1:04.877	+0.457	0:37:36.354
9	1:04.637	+0.217	0:38:40.991
10	1:04.604	+0.184	0:39:45.595
<b>(001) Augustus Tonilo</b>			
1	1:08.999	+5.182	0:30:04.309
2	1:06.243	+2.426	0:31:10.552
3	1:04.437	+0.620	0:32:14.989
4	1:05.339	+1.522	0:33:20.328
5	1:03.907	+0.090	0:34:24.235
6	1:04.094	+0.277	0:35:28.329
7	<b>1:03.817</b>		0:36:32.146
8	1:05.113	+1.296	0:37:37.259
9	1:03.964	+0.147	0:38:41.223
10	1:04.506	+0.689	0:39:45.729
<b>(046) Matheus Sena</b>			
1	1:09.185	+5.444	0:30:03.356
2	1:05.140	+1.399	0:31:08.496
3	1:04.973	+1.232	0:32:13.469
4	1:03.834	+0.093	0:33:17.303

Cronometragem

Diretor de Prova

Comissários

Orbits

## Open Minas de Kart 2018


PMK / PCK

Kartódromo RBC Racing 1,200 Km

Prova classificatória

29/09/2018 10:20

Corrida (10 Voltas) iniciado em 10:28:50



Lap	Lap Tm	Diff	Time of Day
5	1:04.464	+0.723	0:34:21.767
6	1:05.593	+1.852	0:35:27.360
7	1:04.404	+0.663	0:36:31.764
8	1:05.420	+1.679	0:37:37.184
9	<b>1:03.741</b>		0:38:40.925
10	1:05.063	+1.322	0:39:45.988

(059) Matheus Forunato

Lap	Lap Tm	Diff	Time of Day
1	1:07.713	+3.751	0:30:02.989
2	1:05.111	+1.149	0:31:08.100
3	1:06.440	+2.478	0:32:14.540
4	1:05.655	+1.693	0:33:20.195
5	1:05.294	+1.332	0:34:25.489
6	<b>1:03.962</b>		0:35:29.451
7	1:04.854	+0.892	0:36:34.305
8	1:04.794	+0.832	0:37:39.099
9	1:04.633	+0.671	0:38:43.732
10	1:04.475	+0.513	0:39:48.207

(070) Isaque Tanabe Bueno

Lap	Lap Tm	Diff	Time of Day
1	1:09.285	+5.315	0:30:03.082
2	1:06.141	+2.171	0:31:09.223
3	1:05.558	+1.588	0:32:14.781
4	1:06.442	+2.472	0:33:21.223
5	1:04.829	+0.859	0:34:26.052
6	1:04.384	+0.414	0:35:30.436
7	<b>1:03.970</b>		0:36:34.406
8	1:04.592	+0.622	0:37:38.998
9	1:04.809	+0.839	0:38:43.807
10	1:04.667	+0.697	0:39:48.474

(021) Enzo Azevedo

Lap	Lap Tm	Diff	Time of Day
1	1:08.258	+3.996	0:30:03.795
2	1:06.682	+2.420	0:31:10.477
3	1:04.438	+0.176	0:32:14.915
4	1:06.199	+1.937	0:33:21.114
5	1:04.872	+0.610	0:34:25.986
6	1:04.868	+0.606	0:35:30.854
7	1:04.663	+0.401	0:36:35.517
8	<b>1:04.262</b>		0:37:39.779
9	1:04.347	+0.085	0:38:44.126
10	1:04.757	+0.495	0:39:48.883

(007) Oliver Gonçalves

Lap	Lap Tm	Diff	Time of Day
1	1:09.107	+4.836	0:30:04.142
2	1:06.847	+2.576	0:31:10.989
3	1:04.342	+0.071	0:32:15.331
4	1:06.210	+1.939	0:33:21.541
5	1:04.951	+0.680	0:34:26.492
6	1:04.534	+0.263	0:35:31.026
7	1:06.524	+2.253	0:36:37.550
8	1:05.061	+0.790	0:37:42.611
9	<b>1:04.271</b>		0:38:46.882
10	1:04.314	+0.043	0:39:51.196

Lap Lap Tm Diff Time of Day

Lap Lap Tm Diff Time of Day



## Open Minas de Kart 2018

## Classificado por voltas

PMK / PCK

Kartódromo RBC Racing 1,200 Km

Prova final

29/09/2018 14:00

Corrida (14 Voltas) iniciado em 13:53:40

Pos	No.	Nome	Classe	Voltas	Diff	Espaço	Melhor Temp	/olta	Nat/State
1	010	João Pinheiro	PCK	14			<b>1:03.053</b>	12	FADF
2	044	Breno Moraes	PCK	14	0.161	0.161	<b>1:03.108</b>	13	FASP
3	015	Lucas Moura	PCK	14	0.345	0.184	<b>1:03.189</b>	12	FMA
4	017	Gabriel Koegnikan	PCK	14	0.862	0.517	<b>1:03.044</b>	13	FADF
5	888	Luca Neuenschwander	PCK	14	0.896	0.034	<b>1:03.101</b>	13	FMA
6	111	Heitor Dall Agnol	PCK	14	3.420	2.524	<b>1:03.334</b>	5	FASP
7	013	Gustavo de Luka	PCK	14	3.931	0.511	<b>1:03.414</b>	5	FMA
8	027	Yuri Morelli	PMK	14	6.719	2.788	<b>1:03.642</b>	5	FASP
9	025	Arthur Matos	PCK	14	9.856	3.137	<b>1:03.594</b>	5	FADF
10	046	Matheus Sena	PCK	14	9.949	0.093	<b>1:03.311</b>	12	FMA
11	001	Augustus Toniolo	PMK	14	11.656	1.707	<b>1:03.872</b>	5	FPRA
12	077	Miguel Máximo	PCK	14	11.935	0.279	<b>1:03.570</b>	5	FMA
13	011	Heitor Vasconcelos	PCK	14	12.980	1.045	<b>1:03.901</b>	10	FMA
14	092	Bruno Diaz	PCK	14	15.624	2.644	<b>1:03.401</b>	5	FADF
15	026	Pedro Lins	PCK	14	15.837	0.213	<b>1:03.343</b>	14	FADF
16	033	João Bechelany	PCK	14	20.667	4.830	<b>1:04.439</b>	12	FMA
17	059	Matheus Forunato	PMK	14	21.155	0.488	<b>1:04.122</b>	11	FAERJ
18	070	Isaque Tanabe Bueno	PMK	14	21.709	0.554	<b>1:03.769</b>	9	FADF
19	007	Oliver Gonçalves	PMK	14	21.790	0.081	<b>1:04.079</b>	9	FMA
20	021	Enzo Azevedo	PMK	14	28.816	7.026	<b>1:04.598</b>	4	FMA
21	008	Leandro Nielsen	PCK	14	39.546	10.730	<b>1:03.915</b>	3	FMA

**Margin of Victory**

**Avg. Speed**

**Best Lap Tm**

**Best Speed**

**Best Lap by**

0.161

62,561

1:03.044

68,524

017 - Gabriel Koegnikan

Cronometragem

Diretor de Prova

Comissários

Orbits

## Open Minas de Kart 2018

PMK / PCK

Kartódromo RBC Racing 1,200 Km

Prova final

29/09/2018 14:00

Corrida (14 Voltas) iniciado em 13:53:40

Lap	Lap Tm	Diff	Time of Day
<b>(010) João Pinheiro</b>			
1	1:06.100	+3.047	13:55:59.573
2	1:05.305	+2.252	13:57:04.878
3	1:03.319	+0.266	13:58:08.197
4	1:04.318	+1.265	13:59:12.515
5	1:03.106	+0.053	14:00:15.621
6	1:03.636	+0.583	14:01:19.257
7	1:03.230	+0.177	14:02:22.487
8	1:03.182	+0.129	14:03:25.669
9	1:03.346	+0.293	14:04:29.015
10	1:03.266	+0.213	14:05:32.281
11	1:03.692	+0.639	14:06:35.973
12	<b>1:03.053</b>		14:07:39.026
13	1:03.102	+0.049	14:08:42.128
14	1:04.946	+1.893	14:09:47.074

Lap	Lap Tm	Diff	Time of Day
<b>(044) Breno Moraes</b>			
1	1:05.877	+2.769	13:55:59.051
2	1:05.477	+2.369	13:57:04.528
3	1:03.486	+0.378	13:58:08.014
4	1:04.582	+1.474	13:59:12.596
5	1:03.455	+0.347	14:00:16.051
6	1:03.723	+0.615	14:01:19.774
7	1:03.380	+0.272	14:02:23.154
8	1:03.282	+0.174	14:03:26.436
9	1:03.384	+0.276	14:04:29.820
10	1:03.514	+0.406	14:05:33.334
11	1:03.402	+0.294	14:06:36.736
12	1:03.272	+0.164	14:07:40.008
13	<b>1:03.108</b>		14:08:43.116
14	1:04.119	+1.011	14:09:47.235

Lap	Lap Tm	Diff	Time of Day
<b>(015) Lucas Moura</b>			
1	1:06.221	+3.032	13:56:00.041
2	1:04.130	+0.941	13:57:04.171
3	1:03.591	+0.402	13:58:07.762
4	1:03.905	+0.716	13:59:11.667
5	1:03.526	+0.337	14:00:15.193
6	1:04.273	+1.084	14:01:19.466
7	1:03.544	+0.355	14:02:23.010
8	1:03.233	+0.044	14:03:26.243
9	1:03.359	+0.170	14:04:29.602
10	1:03.798	+0.609	14:05:33.400
11	1:03.489	+0.300	14:06:36.889
12	<b>1:03.189</b>		14:07:40.078
13	1:03.234	+0.045	14:08:43.312
14	1:04.107	+0.918	14:09:47.419

Lap	Lap Tm	Diff	Time of Day
<b>(017) Gabriel Koegnikan</b>			
1	1:06.207	+3.163	13:55:59.494
2	1:03.922	+0.878	13:57:03.416
3	1:04.006	+0.962	13:58:07.422
4	1:03.533	+0.489	13:59:10.955
5	1:03.493	+0.449	14:00:14.448
6	1:03.477	+0.433	14:01:17.925
7	1:03.624	+0.580	14:02:21.549
8	1:03.742	+0.698	14:03:25.291
9	1:03.615	+0.571	14:04:28.906
10	1:03.267	+0.223	14:05:32.173
11	1:03.904	+0.860	14:06:36.077
12	1:03.225	+0.181	14:07:39.302
13	<b>1:03.044</b>		14:08:42.346
14	1:05.590	+2.546	14:09:47.936

(888) Luca Neuenschwander

Lap	Lap Tm	Diff	Time of Day
1	1:05.789	+2.688	13:55:59.178
2	1:03.928	+0.827	13:57:03.106
3	1:04.240	+1.139	13:58:07.346
4	1:04.650	+1.549	13:59:11.996
5	1:03.298	+0.197	14:00:15.294
6	1:03.878	+0.777	14:01:19.172
7	1:03.238	+0.137	14:02:22.410
8	1:03.181	+0.080	14:03:25.591
9	1:03.234	+0.133	14:04:28.825
10	1:03.274	+0.173	14:05:32.099
11	1:03.650	+0.549	14:06:35.749
12	1:03.201	+0.100	14:07:38.950
13	<b>1:03.101</b>		14:08:42.051
14	1:05.919	+2.818	14:09:47.970

Lap	Lap Tm	Diff	Time of Day
<b>(111) Heitor Dall Agnol</b>			
1	1:06.629	+3.295	13:56:00.238
2	1:05.748	+2.414	13:57:05.986
3	1:03.760	+0.426	13:58:09.746
4	1:03.689	+0.355	13:59:13.435
5	<b>1:03.334</b>		14:00:16.769
6	1:04.007	+0.673	14:01:20.776
7	1:03.469	+0.135	14:02:24.245
8	1:03.454	+0.120	14:03:27.699
9	1:03.523	+0.189	14:04:31.222
10	1:03.555	+0.221	14:05:34.777
11	1:03.653	+0.319	14:06:38.430
12	1:03.507	+0.173	14:07:41.937
13	1:03.917	+0.583	14:08:45.854
14	1:04.640	+1.306	14:09:50.494

Lap	Lap Tm	Diff	Time of Day
<b>(013) Gustavo de Luka</b>			
1	1:07.018	+3.604	13:56:00.506
2	1:04.541	+1.127	13:57:05.047
3	1:03.587	+0.173	13:58:08.634
4	1:04.258	+0.844	13:59:12.892
5	<b>1:03.414</b>		14:00:16.306
6	1:04.154	+0.740	14:01:20.460
7	1:03.553	+0.139	14:02:24.013
8	1:03.560	+0.146	14:03:27.573
9	1:03.504	+0.090	14:04:31.077
10	1:03.540	+0.126	14:05:34.617
11	1:03.694	+0.280	14:06:38.311
12	1:03.479	+0.065	14:07:41.790
13	1:04.414	+1.000	14:08:46.204
14	1:04.801	+1.387	14:09:51.005

Lap	Lap Tm	Diff	Time of Day
<b>(027) Yuri Morelli</b>			
1	1:07.497	+3.855	13:56:01.642
2	1:04.888	+1.246	13:57:06.530
3	1:03.892	+0.250	13:58:10.422
4	1:03.703	+0.061	13:59:14.125
5	<b>1:03.642</b>		14:00:17.767
6	1:04.285	+0.643	14:01:22.052
7	1:03.963	+0.321	14:02:26.015
8	1:04.106	+0.464	14:03:30.121
9	1:04.000	+0.358	14:04:34.121
10	1:04.082	+0.440	14:05:38.203
11	1:04.016	+0.374	14:06:42.219
12	1:03.752	+0.110	14:07:45.971
13	1:03.839	+0.197	14:08:49.810
14	1:03.983	+0.341	14:09:53.793

Lap	Lap Tm	Diff	Time of Day
<b>(025) Arthur Matos</b>			
1	1:07.067	+3.473	13:56:00.879
2	1:04.584	+0.990	13:57:05.463

Lap	Lap Tm	Diff	Time of Day
3	1:03.636	+0.042	13:58:09.099
4	1:03.994	+0.400	13:59:13.093
5	<b>1:03.594</b>		14:00:16.687
6	1:05.088	+1.494	14:01:21.775
7	1:04.371	+0.777	14:02:26.146
8	1:05.447	+1.853	14:03:31.593
9	1:03.944	+0.350	14:04:35.537
10	1:04.158	+0.564	14:05:39.695
11	1:04.127	+0.533	14:06:43.822
12	1:03.888	+0.294	14:07:47.710
13	1:03.918	+0.324	14:08:51.628
14	1:05.302	+1.708	14:09:56.930

Lap	Lap Tm	Diff	Time of Day
<b>(046) Matheus Sena</b>			
1	1:08.166	+4.855	13:56:03.577
2	1:04.925	+1.614	13:57:08.502
3	1:04.369	+1.058	13:58:12.871
4	1:03.550	+0.239	13:59:16.421
5	1:03.354	+0.043	14:00:19.775
6	1:04.421	+1.110	14:01:24.196
7	1:03.752	+0.441	14:02:27.948
8	1:04.114	+0.803	14:03:32.062
9	1:05.153	+1.842	14:04:37.215
10	1:03.693	+0.382	14:05:40.908
11	1:04.190	+0.879	14:06:45.098
12	<b>1:03.311</b>		14:07:48.409
13	1:03.313	+0.002	14:08:51.722
14	1:05.301	+1.990	14:09:57.023

Lap	Lap Tm	Diff	Time of Day
<b>(001) Augustus Tonilo</b>			
1	1:08.354	+4.482	13:56:02.808
2	1:04.929	+1.057	13:57:07.737
3	1:04.008	+0.136	13:58:11.745
4	1:03.951	+0.079	13:59:15.696
5	<b>1:03.872</b>		14:00:19.568
6	1:04.294	+0.422	14:01:23.862
7	1:04.344	+0.472	14:02:28.206
8	1:04.061	+0.189	14:03:32.267
9	1:04.500	+0.628	14:04:36.767
10	1:04.297	+0.425	14:05:41.064
11	1:05.518	+1.646	14:06:46.582
12	1:04.196	+0.324	14:07:50.778
13	1:03.908	+0.036	14:08:54.686
14	1:04.044	+0.172	14:09:58.730

Lap	Lap Tm	Diff	Time of Day
<b>(077) Miguel Máximo</b>			
1	1:08.299	+4.729	13:56:02.579
2	1:04.795	+1.225	13:57:07.374
3	1:03.726	+0.156	13:58:11.100
4	1:03.793	+0.223	13:59:14.893
5	<b>1:03.570</b>		14:00:18.463
6	1:03.939	+0.369	14:01:22.402
7	1:03.850	+0.280	14:02:26.252
8	1:05.573	+2.003	14:03:31.825
9	1:04.754	+1.184	14:04:36.579
10	1:03.956	+0.386	14:05:40.535
11	1:05.934	+2.364	14:06:46.469
12	1:04.450	+0.880	14:07:50.919
13	1:04.198	+0.628	14:08:55.117
14	1:03.892	+0.322	14:09:59.009

Lap	Lap Tm	Diff	Time of Day
<b>(011) Heitor Vasconcelos</b>			
1	1:07.263	+3.362	13:56:01.235
2	1:05.650	+1.749	13:57:06.885
3	1:04.067	+0.166	13:58:10.952
4	1:04.161	+0.260	13:59:15.113

Cronometragem

Diretor de Prova

Comissários

Orbits

## Open Minas de Kart 2018

PMK / PCK

Kartódromo RBC Racing 1,200 Km

Prova final

29/09/2018 14:00

Corrida (14 Voltas) iniciado em 13:53:40

Lap	Lap Tm	Diff	Time of Day
5	1:04.225	+0.324	4:00:19.338
6	1:05.353	+1.452	4:01:24.691
7	1:04.320	+0.419	4:02:29.011
8	1:04.308	+0.407	4:03:33.319
9	1:04.238	+0.337	4:04:37.557
10	<b>1:03.901</b>		4:05:41.458
11	1:04.873	+0.972	4:06:46.331
12	1:04.989	+1.088	4:07:51.320
13	1:04.267	+0.366	4:08:55.587
14	1:04.467	+0.566	4:10:00.054

(092) Bruno Diaz

Lap	Lap Tm	Diff	Time of Day
1	1:05.517	+2.116	3:55:58.885
2	1:04.055	+0.654	3:57:02.940
3	1:04.620	+1.219	3:58:07.560
4	1:04.550	+1.149	3:59:12.110
5	<b>1:03.401</b>		4:00:15.511
6	1:13.507	+10.106	4:01:29.018
7	1:07.054	+3.653	4:02:36.072
8	1:03.899	+0.498	4:03:39.971
9	1:03.586	+0.185	4:04:43.557
10	1:04.641	+1.240	4:05:48.198
11	1:03.708	+0.307	4:06:51.906
12	1:03.547	+0.146	4:07:55.453
13	1:03.781	+0.380	4:08:59.234
14	1:03.464	+0.063	4:10:02.698

(026) Pedro Lins

Lap	Lap Tm	Diff	Time of Day
1	1:06.978	+3.635	3:56:00.621
2	1:04.586	+1.243	3:57:05.207
3	1:03.553	+0.210	3:58:08.760
4	1:04.243	+0.900	3:59:13.003
5	1:03.965	+0.622	4:00:16.968
6	1:11.598	+8.255	4:01:28.566
7	1:05.627	+2.284	4:02:34.193
8	1:04.187	+0.844	4:03:38.380
9	1:04.728	+1.385	4:04:43.108
10	1:05.441	+2.098	4:05:48.549
11	1:03.599	+0.256	4:06:52.148
12	1:03.572	+0.229	4:07:55.720
13	1:03.848	+0.505	4:08:59.568
14	<b>1:03.343</b>		4:10:02.911

(033) João Bechelany

Lap	Lap Tm	Diff	Time of Day
1	1:08.623	+4.184	3:56:03.177
2	1:05.244	+0.805	3:57:08.421
3	1:05.049	+0.610	3:58:13.470
4	1:04.806	+0.367	3:59:18.276
5	1:04.808	+0.369	4:00:23.084
6	1:05.251	+0.812	4:01:28.335
7	1:05.095	+0.656	4:02:33.430
8	1:04.720	+0.281	4:03:38.150
9	1:04.871	+0.432	4:04:43.021
10	1:05.820	+1.381	4:05:48.841
11	1:05.021	+0.582	4:06:53.862
12	<b>1:04.439</b>		4:07:58.301
13	1:04.685	+0.246	4:09:02.986
14	1:04.755	+0.316	4:10:07.741

(059) Matheus Fortunato

Lap	Lap Tm	Diff	Time of Day
1	1:11.255	+7.133	3:56:06.382
2	1:05.976	+1.854	3:57:12.358
3	1:04.990	+0.868	3:58:17.348
4	1:05.238	+1.116	3:59:22.586
5	1:05.215	+1.093	4:00:27.801
6	1:05.030	+0.908	4:01:32.831

Lap	Lap Tm	Diff	Time of Day
7	1:05.012	+0.890	4:02:37.843
8	1:04.373	+0.251	4:03:42.216
9	1:04.415	+0.293	4:04:46.631
10	1:04.142	+0.020	4:05:50.773
11	<b>1:04.122</b>		4:06:54.895
12	1:04.295	+0.173	4:07:59.190
13	1:04.531	+0.409	4:09:03.721
14	1:04.508	+0.386	4:10:08.229

(070) Isaque Tanabe Bueno

Lap	Lap Tm	Diff	Time of Day
1	1:08.515	+4.746	3:56:03.401
2	1:05.505	+1.736	3:57:08.906
3	1:05.070	+1.301	3:58:13.976
4	1:04.652	+0.883	3:59:18.628
5	1:05.562	+1.793	4:00:24.190
6	1:04.692	+0.923	4:01:28.882
7	1:07.478	+3.709	4:02:36.360
8	1:04.439	+0.670	4:03:40.799
9	<b>1:03.769</b>		4:04:44.568
10	1:04.415	+0.646	4:05:48.983
11	1:04.965	+1.196	4:06:53.948
12	1:04.551	+0.782	4:07:58.499
13	1:04.587	+0.818	4:09:03.086
14	1:05.697	+1.928	4:10:08.783

(007) Oliver Gonçalves

Lap	Lap Tm	Diff	Time of Day
1	1:09.000	+4.921	3:56:05.327
2	1:04.664	+0.585	3:57:09.991
3	1:04.087	+0.008	3:58:14.078
4	1:04.826	+0.747	3:59:18.904
5	1:05.120	+1.041	4:00:24.024
6	1:04.756	+0.677	4:01:28.780
7	1:07.908	+3.829	4:02:36.688
8	1:04.584	+0.505	4:03:41.272
9	<b>1:04.079</b>		4:04:45.351
10	1:04.585	+0.506	4:05:49.936
11	1:04.244	+0.165	4:06:54.180
12	1:05.125	+1.046	4:07:59.305
13	1:04.739	+0.660	4:09:04.044
14	1:04.820	+0.741	4:10:08.864

(021) Enzo Azevedo

Lap	Lap Tm	Diff	Time of Day
1	1:07.216	+2.618	3:56:02.277
2	1:06.548	+1.950	3:57:08.825
3	1:05.068	+0.470	3:58:13.893
4	<b>1:04.598</b>		3:59:18.491
5	1:05.002	+0.404	4:00:23.493
6	1:05.178	+0.580	4:01:28.671
7	1:12.117	+7.519	4:02:40.788
8	1:05.163	+0.565	4:03:45.951
9	1:04.922	+0.324	4:04:50.873
10	1:05.260	+0.662	4:05:56.133
11	1:04.893	+0.295	4:07:01.026
12	1:04.890	+0.292	4:08:05.916
13	1:04.864	+0.266	4:09:10.780
14	1:05.110	+0.512	4:10:15.890

(008) Leandro Nielsen

Lap	Lap Tm	Diff	Time of Day
1	1:07.460	+3.545	3:56:01.364
2	1:04.279	+0.364	3:57:05.643
3	<b>1:03.915</b>		3:58:09.558
4	1:04.245	+0.330	3:59:13.803
5	1:04.565	+0.650	4:00:18.368
6	1:04.486	+0.571	4:01:22.854
7	1:03.969	+0.054	4:02:26.823
8	1:30.586	+26.671	4:03:57.409

Cronometragem

Diretor de Prova

Comissários

Orbits