



Federação
Mineira de
Automobilismo

Open Minas de Kart 2018

Classificado pela melhor volta

PJK / PGK / OK

Kartódromo RBC Racing 1,200 Km

4º Treino livre

28/09/2018 08:18

Treino (15:00 Tempo) iniciado em 8:18:14

Pos	No.	Name	Class	Best Tm	Diff	Gap	Best Speed	n Lap	2nd Best	nd Lap	Status
1	170	Lucas Okada	PGK	53.068			81,405	8	53.216	9	FADF
2	111	Lucas Nogueira	PGK	53.220	0.152	0.152	81,172	6	53.545	8	FMA
3	080	Gabriel Paturle	PGK	53.227	0.159	0.007	81,162	12	53.232	13	FMA
4	048	Pedro Henrique	PGK	53.484	0.416	0.257	80,772	12	53.602	11	FPRA
5	008	Ricardo Yuri	PGK	53.549	0.481	0.065	80,674	7	53.557	3	FADF
6	077	Ayrton Gil	PJK	53.715	0.647	0.166	80,424	11	53.716	12	FMA
7	043	João Renato	PGK	53.715	0.647		80,424	8	54.025	5	FAERJ
8	215	Rafael Dias	PJK	53.720	0.652	0.005	80,417	11	53.840	10	FASP
9	070	Idílson Branco	PJK	53.723	0.655	0.003	80,412	13	53.797	12	FPRA
10	017	Nicolas fabris	PJK	53.724	0.656	0.001	80,411	13	53.851	11	FASP
11	408	José Victor	PGK	53.795	0.727	0.071	80,305	9	53.821	8	FPRA
12	035	Pedro Aizza	PJK	53.885	0.817	0.090	80,171	14	53.916	12	FASP
13	927	Pedro Ferro	PJK	54.280	1.212	0.395	79,587	8	54.292	13	FASP
14	007	João Victor Borges	PJK	54.419	1.351	0.139	79,384	11	54.427	10	FMA

Cronometragem

Diretor de Prova

Comissários

Orbits

Open Minas de Kart 2018

Classificado pela melhor volta

PJK / PGK / OK

Kartódromo RBC Racing 1,200 Km

5º Treino livre

28/09/2018 10:24

Treino (15:00 Tempo) iniciado em 10:24:04

Pos	No.	Name	Class	Best Tm	Diff	Gap	Best Speed	n Lap	2nd Best	nd Lap	Status
1	170	Lucas Okada	PGK	53.129			81,312	2	53.278	3	FADF
2	080	Gabriel Paturle	PGK	53.427	0.298	0.298	80,858	10	53.459	11	FMA
3	110	Lucas Behage	OK	53.464	0.335	0.037	80,802	13	53.466	11	FAEES
4	408	José Victor	PGK	53.471	0.342	0.007	80,791	14	53.576	12	FPRA
5	111	Lucas Nogueira	PGK	53.518	0.389	0.047	80,721	4	53.552	12	FMA
6	017	Nicolas fabris	PJK	53.601	0.472	0.083	80,596	5	53.683	4	FASP
7	007	João Victor Borges	PJK	53.694	0.565	0.093	80,456	6	53.701	5	FMA
8	215	Rafael Dias	PJK	53.712	0.583	0.018	80,429	2	53.721	3	FASP
9	048	Pedro Henrique	PGK	53.817	0.688	0.105	80,272	9	53.826	6	FPRA
10	043	João Renato	PGK	53.846	0.717	0.029	80,229	3	54.070	8	FAERJ
11	927	Pedro Ferro	PJK	53.908	0.779	0.062	80,137	2	53.966	12	FASP
12	035	Pedro Aizza	PJK	53.976	0.847	0.068	80,036	11	54.003	2	FASP
13	008	Ricardo Yuri	PGK	54.014	0.885	0.038	79,979	12	54.068	14	FADF
14	070	Idílson Branco	PJK	54.155	1.026	0.141	79,771	5	54.184	13	FPRA
15	007	Sandro Pereira	OK	54.304	1.175	0.149	79,552	11	54.513	10	FAEES

Open Minas de Kart 2018


PJK / PGK / OK

Kartódromo RBC Racing 1,200 Km

5º Treino livre

28/09/2018 10:24

Treino (15:00 Tempo) iniciado em 10:24:04



Lap	Lap Tm	Diff	Time of Day
12	54.245	+0.090	10:37:34.952
13	54.184	+0.029	10:38:29.136
14	54.259	+0.104	10:39:23.395

(007) Sandro Pereira

Lap	Lap Tm	Diff	Time of Day
1	55.372	+1.068	10:26:12.083
2	55.172	+0.868	10:27:07.255
3	55.072	+0.768	10:28:02.327
4	55.907	+1.603	10:28:58.234
5	56.044	+1.740	10:29:54.278
6	54.798	+0.494	10:30:49.076
7	57.270	+2.966	10:31:46.346
8	2:50.142	+1:55.838	10:34:36.488
9	54.575	+0.271	10:35:31.063
10	54.513	+0.209	10:36:25.576
11	54.304		10:37:19.880
12	54.654	+0.350	10:38:14.534
13	1:00.794	+6.490	10:39:15.328

Lap Lap Tm Diff Time of Day

Lap Lap Tm Diff Time of Day

Open Minas de Kart 2018

Classificado pela melhor volta

PJK / PGK / OK

Kartódromo RBC Racing 1,200 Km

6º Treino livre

28/09/2018 13:13

Treino (10:00 Tempo) iniciado em 13:13:04

Pos	No.	Name	Class	Best Tm	Diff	Gap	Best Speed	n Lap	2nd Best	nd Lap	Status
1	080	Gabriel Paturle	PGK	53.026			81,469	1	53.109	3	FMA
2	048	Pedro Henrique	PGK	53.639	0.613	0.613	80,538	3	53.659	2	FPRA
3	408	José Victor	PGK	53.640	0.614	0.001	80,537	4	53.648	3	FPRA
4	110	Lucas Behage	OK	53.792	0.766	0.152	80,309	6	53.980	9	FAEES
5	170	Lucas Okada	PGK	53.815	0.789	0.023	80,275	1	53.839	5	FADF
6	035	Pedro Aizza	PJK	53.925	0.899	0.110	80,111	6	53.942	5	FASP
7	017	Nicolas fabris	PJK	54.003	0.977	0.078	79,996	3	54.077	4	FASP
8	111	Lucas Nogueira	PGK	54.020	0.994	0.017	79,970	5	54.068	4	FMA
9	077	Ayrton Gil	PJK	54.022	0.996	0.002	79,967	4	54.102	2	FMA
10	007	João Victor Borges	PJK	54.070	1.044	0.048	79,896	3	54.158	2	FMA
11	008	Ricardo Yuri	PGK	54.100	1.074	0.030	79,852	5	54.116	4	FADF
12	070	Idílson Branco	PJK	54.231	1.205	0.131	79,659	2	54.241	1	FPRA
13	043	João Renato	PGK	54.405	1.379	0.174	79,404	5	54.427	7	FAERJ
14	777	Sandro Pereira	OK	54.655	1.629	0.250	79,041	7	54.802	8	FAEES
15	927	Pedro Ferro	PJK	54.662	1.636	0.007	79,031	2	55.212	1	FASP

Open Minas de Kart 2018


PJK / PGK / OK

Kartódromo RBC Racing 1,200 Km

6º Treino livre

28/09/2018 13:13

Treino (10:00 Tempo) iniciado em 13:13:04



Lap	Lap Tm	Diff	Time of Day
(080) Gabriel Paturle			
1	53.026		13:16:26.396
2	53.216	+0.190	13:17:19.612
3	53.109	+0.083	13:18:12.721
4	53.293	+0.267	13:19:06.014
5	53.568	+0.542	13:19:59.582
6	2:03.727	+1:10.701	13:22:03.309
7	53.228	+0.202	13:22:56.537
8	53.464	+0.438	13:23:50.001

Lap	Lap Tm	Diff	Time of Day
(048) Pedro Henrique			
1	54.376	+0.737	13:17:27.983
2	53.659	+0.020	13:18:21.642
3	53.639		13:19:15.281
4	53.876	+0.237	13:20:09.157
5	54.700	+1.061	13:21:03.857

Lap	Lap Tm	Diff	Time of Day
(408) José Victor			
1	53.856	+0.216	13:18:23.974
2	53.774	+0.134	13:19:17.748
3	53.648	+0.008	13:20:11.396
4	53.640		13:21:05.036
5	53.784	+0.144	13:21:58.820

Lap	Lap Tm	Diff	Time of Day
(110) Lucas Behage			
1	54.702	+0.910	13:15:24.730
2	54.121	+0.329	13:16:18.851
3	53.987	+0.195	13:17:12.838
4	54.318	+0.526	13:18:07.156
5	2:00.545	+1:06.753	13:20:07.701
6	53.792		13:21:01.493
7	54.553	+0.761	13:21:56.046
8	54.053	+0.261	13:22:50.099
9	53.980	+0.188	13:23:44.079

Lap	Lap Tm	Diff	Time of Day
(170) Lucas Okada			
1	53.815		13:16:00.719
2	53.938	+0.123	13:16:54.657
3	53.850	+0.035	13:17:48.507
4	53.882	+0.067	13:18:42.389
5	53.839	+0.024	13:19:36.228
6	54.209	+0.394	13:20:30.437
7	2:28.283	+1:34.468	13:22:58.720
8	54.065	+0.250	13:23:52.785

Lap	Lap Tm	Diff	Time of Day
(035) Pedro Aizza			
1	54.926	+1.001	13:14:58.857
2	54.551	+0.626	13:15:53.408
3	54.541	+0.616	13:16:47.949
4	3:29.762	+2:35.837	13:20:17.711
5	53.942	+0.017	13:21:11.653
6	53.925		13:22:05.578
7	53.994	+0.069	13:22:59.572
8	55.525	+1.600	13:23:55.097

Lap	Lap Tm	Diff	Time of Day
(017) Nicolas fabris			
1	54.426	+0.423	13:16:26.146
2	54.696	+0.693	13:17:20.842
3	54.003		13:18:14.845
4	54.077	+0.074	13:19:08.922
5	54.433	+0.430	13:20:03.355

Lap	Lap Tm	Diff	Time of Day
(111) Lucas Nogueira			
1	54.484	+0.464	13:15:36.074
2	54.151	+0.131	13:16:30.225

Lap	Lap Tm	Diff	Time of Day
3	54.800	+0.780	13:17:25.025
4	54.068	+0.048	13:18:19.093
5	54.020		13:19:13.113
6	54.449	+0.429	13:20:07.562
7	2:37.368	+1:43.348	13:22:44.930
8	1:00.977	+6.957	13:23:45.907

Lap	Lap Tm	Diff	Time of Day
(077) Ayrton Gil			
1	54.134	+0.112	13:15:36.359
2	54.102	+0.080	13:16:30.461
3	54.172	+0.150	13:17:24.633
4	54.022		13:18:18.655
5	54.149	+0.127	13:19:12.804
6	54.256	+0.234	13:20:07.060
7	1:17.880	+23.858	13:21:24.940
8	54.425	+0.403	13:22:19.365

Lap	Lap Tm	Diff	Time of Day
(007) João Victor Borges			
1	54.244	+0.174	13:15:00.287
2	54.158	+0.088	13:15:54.445
3	54.070		13:16:48.515
4	54.384	+0.314	13:17:42.899
5	54.185	+0.115	13:18:37.084
6	54.240	+0.170	13:19:31.324
7	54.163	+0.093	13:20:25.487

Lap	Lap Tm	Diff	Time of Day
(008) Ricardo Yuri			
1	54.279	+0.179	13:15:14.935
2	54.120	+0.020	13:16:09.055
3	54.228	+0.128	13:17:03.283
4	54.116	+0.016	13:17:57.399
5	54.100		13:18:51.499
6	54.631	+0.531	13:19:46.130
7	3:54.035	+2:59.935	13:23:40.165

Lap	Lap Tm	Diff	Time of Day
(070) Idilson Branco			
1	54.241	+0.010	13:15:03.015
2	54.231		13:15:57.246
3	54.348	+0.117	13:16:51.594
4	54.315	+0.084	13:17:45.909
5	54.433	+0.202	13:18:40.342
6	54.595	+0.364	13:19:34.937
7	54.353	+0.122	13:20:29.290
8	55.057	+0.826	13:21:24.347
9	1:35.021	+40.790	13:22:59.368
10	55.930	+1.699	13:23:55.298

Lap	Lap Tm	Diff	Time of Day
(043) João Renato			
1	54.955	+0.550	13:15:42.947
2	54.867	+0.462	13:16:37.814
3	54.571	+0.166	13:17:32.385
4	54.473	+0.068	13:18:26.858
5	54.405		13:19:21.263
6	54.487	+0.082	13:20:15.750
7	54.427	+0.022	13:21:10.177

Lap	Lap Tm	Diff	Time of Day
(777) Sandro Pereira			
1	56.909	+2.254	13:15:25.391
2	55.382	+0.727	13:16:20.773
3	54.876	+0.221	13:17:15.649
4	55.085	+0.430	13:18:10.734
5	57.864	+3.209	13:19:08.598
6	1:54.961	+1:00.306	13:21:03.559
7	54.655		13:21:58.214
8	54.802	+0.147	13:22:53.016
9	56.488	+1.833	13:23:49.504

Open Minas de Kart 2018

Classificado pela melhor volta

PJK / PGK / OK

Kartódromo RBC Racing 1,200 Km

Tomada de tempos

28/09/2018 15:20

Qualificação (7:00 Tempo) iniciado em 15:14:28

Pos	No.	Name	Class	Best Tm	Diff	Gap	Best Speed	n Lap	2nd Best	nd Lap	Status
1	110	Lucas Behage	OK	53.147			81,284	3	53.351	4	FAEES
2	080	Gabriel Paturle	PGK	53.405	0.258	0.258	80,891	2	53.499	5	FMA
3	170	Lucas Okada	PGK	53.426	0.279	0.021	80,860	3	53.562	2	FADF
4	008	Ricardo Yuri	PGK	53.633	0.486	0.207	80,547	2	53.713	3	FADF
5	111	Lucas Nogueira	PGK	53.668	0.521	0.035	80,495	5	53.696	6	FMA
6	408	José Victor	PGK	53.671	0.524	0.003	80,490	4	53.758	3	FPRA
7	048	Pedro Henrique	PGK	53.838	0.691	0.167	80,241	2	53.930	1	FPRA
8	007	João Victor Borges	PJK	53.850	0.703	0.012	80,223	4	53.899	1	FMA
9	215	Rafael Dias	PJK	53.898	0.751	0.048	80,151	2	53.973	3	FASP
10	117	Nicolas fabris	PJK	53.940	0.793	0.042	80,089	5	54.155	3	FASP
11	077	Ayrton Gil	PJK	53.962	0.815	0.022	80,056	2	54.082	3	FMA
12	927	Pedro Ferro	PJK	54.152	1.005	0.190	79,775	4	54.257	3	FASP
13	035	Pedro Aizza	PJK	54.156	1.009	0.004	79,770	6	54.296	5	FASP
14	777	Sandro Pereira	OK	54.175	1.028	0.019	79,742	1	54.227	6	FAEES
15	070	Idílson Branco	PJK	54.651	1.504	0.476	79,047	5	54.679	3	FPRA
16	043	João Renato	PGK	5:46.214	3.067	1.563	12,478	1		0	FAERJ

Open Minas de Kart 2018

PJK / PGK / OK

Kartódromo RBC Racing 1,200 Km

Tomada de tempos

28/09/2018 15:20

Qualificação (7:00 Tempo) iniciado em 15:14:28

Lap	Lap Tm	Diff	Time of Day
(110) Lucas Behage			
1	53.893	+0.746	15:17:53.372
2	53.376	+0.229	15:18:46.748
3	53.147		15:19:39.895
4	53.351	+0.204	15:20:33.246
5	54.353	+1.206	15:21:27.599
6	53.643	+0.496	15:22:21.242
(080) Gabriel Paturle			
1	58.343	+4.938	15:18:02.415
2	53.405		15:18:55.820
3	54.222	+0.817	15:19:50.042
4	1:03.523	+10.118	15:20:53.565
5	53.499	+0.094	15:21:47.064
(170) Lucas Okada			
1	53.722	+0.296	15:17:29.316
2	53.562	+0.136	15:18:22.878
3	53.426		15:19:16.304
4	53.659	+0.233	15:20:09.963
5	54.086	+0.660	15:21:04.049
6	55.066	+1.640	15:21:59.115
(008) Ricardo Yuri			
1	53.994	+0.361	15:18:04.124
2	53.633		15:18:57.757
3	53.713	+0.080	15:19:51.470
4	57.624	+3.991	15:20:49.094
5	53.920	+0.287	15:21:43.014
6	54.000	+0.367	15:22:37.014
(111) Lucas Nogueira			
1	53.730	+0.062	15:18:01.873
2	54.102	+0.434	15:18:55.975
3	53.775	+0.107	15:19:49.750
4	58.282	+4.614	15:20:48.032
5	53.668		15:21:41.700
6	53.696	+0.028	15:22:35.396
(408) José Victor			
1	1:09.386	+15.715	15:17:15.116
2	54.191	+0.520	15:18:09.307
3	53.758	+0.087	15:19:03.065
4	53.671		15:19:56.736
5	2:21.627	+1:27.956	15:22:18.363
(048) Pedro Henrique			
1	53.930	+0.092	15:16:00.997
2	53.838		15:16:54.835
3	54.127	+0.289	15:17:48.962
4	54.333	+0.495	15:18:43.295
5	56.353	+2.515	15:19:39.648
(007) João Victor Borges			
1	53.899	+0.049	15:16:25.565
2	54.174	+0.324	15:17:19.739
3	53.947	+0.097	15:18:13.686
4	53.850		15:19:07.536
5	53.967	+0.117	15:20:01.503
6	54.091	+0.241	15:20:55.594
7	53.976	+0.126	15:21:49.570
(215) Rafael Dias			
1	54.219	+0.321	15:16:56.641
2	53.898		15:17:50.539

Lap	Lap Tm	Diff	Time of Day
3	53.973	+0.075	15:18:44.512
4	54.255	+0.357	15:19:38.767
5	54.146	+0.248	15:20:32.913
6	55.754	+1.856	15:21:28.667
(117) Nicolas fabris			
1	54.392	+0.452	15:16:15.260
2	55.963	+2.023	15:17:11.223
3	54.155	+0.215	15:18:05.378
4	54.192	+0.252	15:18:59.570
5	53.940		15:19:53.510
6	56.253	+2.313	15:20:49.763
7	54.619	+0.679	15:21:44.382
(077) Ayrton Gil			
1	54.313	+0.351	15:18:03.060
2	53.962		15:18:57.022
3	54.082	+0.120	15:19:51.104
4	54.321	+0.359	15:20:45.425
5	54.254	+0.292	15:21:39.679
6	54.355	+0.393	15:22:34.034
(927) Pedro Ferro			
1	54.474	+0.322	15:16:17.192
2	54.619	+0.467	15:17:11.811
3	54.257	+0.105	15:18:06.068
4	54.152		15:19:00.220
5	54.448	+0.296	15:19:54.668
6	55.369	+1.217	15:20:50.037
7	54.365	+0.213	15:21:44.402
8	54.488	+0.336	15:22:38.890
(035) Pedro Aizza			
1	54.504	+0.348	15:16:09.841
2	54.719	+0.563	15:17:04.560
3	54.349	+0.193	15:17:58.909
4	54.359	+0.203	15:18:53.268
5	54.296	+0.140	15:19:47.564
6	54.156		15:20:41.720
7	54.809	+0.653	15:21:36.529
(777) Sandro Pereira			
1	54.175		15:17:54.345
2	54.354	+0.179	15:18:48.699
3	54.504	+0.329	15:19:43.203
4	54.509	+0.334	15:20:37.712
5	54.967	+0.792	15:21:32.679
6	54.227	+0.052	15:22:26.906
(070) Idílson Branco			
1	54.794	+0.143	15:16:08.739
2	54.986	+0.335	15:17:03.725
3	54.679	+0.028	15:17:58.404
4	54.933	+0.282	15:18:53.337
5	54.651		15:19:47.988
6	54.708	+0.057	15:20:42.696
7	55.157	+0.506	15:21:37.853
(043) João Renato			
1	5:46.214		15:23:02.358

Open Minas de Kart 2018
Classificado pela melhor volta

PJK / PGK / OK

Kartódromo RBC Racing 1,200 Km

Aquecimento

29/09/2018 08:13

Treino (10:00 Tempo) iniciado em 8:13:28

Pos	No.	Name	Class	Best Tm	Diff	Gap	Best Speed	n Lap	2nd Best	nd Lap	Status
1	080	Gabriel Paturle	PGK	52.789			81,835	6	52.819	7	FMA
2	110	Lucas Behage	OK	52.896	0.107	0.107	81,670	9	53.176	10	FAEES
3	408	José Victor	PGK	53.093	0.304	0.197	81,367	5	53.249	4	FPRA
4	170	Lucas Okada	PGK	53.101	0.312	0.008	81,354	9	53.165	5	FADF
5	008	Ricardo Yuri	PGK	53.399	0.610	0.298	80,900	8	53.456	7	FADF
6	117	Nicolas fabris	PJK	53.481	0.692	0.082	80,776	5	53.523	6	FASP
7	111	Lucas Nogueira	PGK	53.586	0.797	0.105	80,618	10	53.665	4	FMA
8	077	Ayrton Gil	PJK	53.601	0.812	0.015	80,596	6	53.613	4	FMA
9	048	Pedro Henrique	PGK	53.630	0.841	0.029	80,552	8	53.655	4	FPRA
10	007	João Victor Borges	PJK	53.666	0.877	0.036	80,498	9	53.674	7	FMA
11	043	João Renato	PGK	53.710	0.921	0.044	80,432	9	53.781	6	FAERJ
12	035	Pedro Aizza	PJK	53.860	1.071	0.150	80,208	8	53.881	9	FASP
13	070	Idílson Branco	PJK	54.021	1.232	0.161	79,969	5	54.167	4	FPRA
14	927	Pedro Ferro	PJK	54.044	1.255	0.023	79,935	6	54.102	9	FASP
15	777	Sandro Pereira	OK	54.568	1.779	0.524	79,167	7	54.581	5	FAEES
16	215	Rafael Dias	PJK					-		0	FASP

Open Minas de Kart 2018

Classificado por voltas

PJK / PGK / OK

Kartódromo RBC Racing 1,200 Km

Prova classificatória

29/09/2018 09:55

Corrida (14 Voltas) iniciado em 10:08:19

Pos	No.	Nome	Classe	Voltas	Diff	Espaço	Melhor Temp	/olta	Nat/State
1	110	Lucas Behage	OK	14			52.684	12	FAEES
2	111	Lucas Nogueira	PGK	14	15.228	15.228	53.461	11	FMA
3	008	Ricardo Yuri	PGK	14	16.244	1.016	53.632	11	FADF
4	080	Gabriel Paturle	PGK	14	19.228	2.984	53.772	10	FMA
5	408	José Victor	PGK	14	20.613	1.385	53.521	12	FPRA
6	043	João Renato	PGK	14	23.411	2.798	53.968	12	FAERJ
7	048	Pedro Henrique	PGK	14	23.731	0.320	53.875	12	FPRA
8	007	João Victor Borges	PJK	14	23.899	0.168	53.895	10	FMA
9	035	Pedro Aizza	PJK	14	25.670	1.771	53.883	12	FASP
10	017	Lucas Okada	PGK	14	29.135	3.465	53.789	11	FADF
11	070	Idílson Branco	PJK	14	29.852	0.717	53.980	10	FPRA
12	215	Rafael Dias	PJK	14	30.142	0.290	53.998	12	FASP
13	777	Sandro Pereira	OK	14	33.039	2.897	53.843	11	FAEES
14	927	Pedro Ferro	PJK	7	7 Voltas	7 Voltas	55.035	7	FASP
15	077	Ayrton Gil	PJK	5	9 Voltas	2 Voltas	55.149	5	FMA
16	117	Nicolas fabris	PJK	4	10 Voltas	1 Volta	55.486	3	FASP

Margin of Victory

Avg. Speed

Best Lap Tm

Best Speed

Best Lap by

15.228

80,315

52.684

81,998

110 - Lucas Behage

Cronometragem

Diretor de Prova

Comissários

Orbits

Open Minas de Kart 2018

Classificado por voltas

PJK / PGK / OK

Kartódromo RBC Racing 1,200 Km

Prova final

29/09/2018 13:30

Corrida (19 Voltas) iniciado em 13:23:21

Pos	No.	Nome	Classe	Voltas	Diff	Espaço	Melhor Temp	Volta	Nat/State
1	110	Lucas Behage	OK	19			52.833	16	FAEES
2	111	Lucas Nogueira	PGK	19	12.403	12.403	53.567	18	FMA
3	080	Gabriel Paturle	PGK	19	13.635	1.232	53.463	18	FMA
4	408	José Victor	PGK	19	17.211	3.576	53.498	18	FPRA
5	017	Lucas Okada	PGK	19	20.617	3.406	53.752	18	FADF
6	007	João Victor Borges	PJK	19	23.073	2.456	53.971	17	FMA
7	008	Ricardo Yuri	PGK	19	23.863	0.790	53.948	15	FADF
8	043	João Renato	PGK	19	24.295	0.432	53.857	17	FAERJ
9	117	Nicolas fabris	PJK	19	24.508	0.213	53.962	17	FASP
10	035	Pedro Aizza	PJK	19	27.779	3.271	54.150	16	FASP
11	077	Ayrton Gil	PJK	19	28.267	0.488	54.051	18	FMA
12	070	Idílson Branco	PJK	19	28.773	0.506	54.085	19	FPRA
13	215	Rafael Dias	PJK	19	29.456	0.683	54.175	15	FASP
14	927	Pedro Ferro	PJK	19	32.018	2.562	54.269	15	FASP
15	048	Pedro Henrique	PGK	18	1 Volta	1 Volta	54.074	17	FPRA
16	777	Sandro Pereira	OK	8	11 Voltas	10 Voltas	54.415	7	FAEES

Margin of Victory

Avg. Speed

Best Lap Tm

Best Speed

Best Lap by

12.403

74,434

52.833

81,767

110 - Lucas Behage

Cronometragem

Diretor de Prova

Comissários

Orbits

Open Minas de Kart 2018


PJK / PGK / OK

Kartódromo RBC Racing 1,200 Km

Prova final

29/09/2018 13:30

Corrida (19 Voltas) iniciado em 13:23:21



Lap	Lap Tm	Diff	Time of Day
8	54.685	+0.535	13:32:14.634
9	54.391	+0.241	13:33:09.025
10	54.462	+0.312	13:34:03.487
11	54.392	+0.242	13:34:57.879
12	54.306	+0.156	13:35:52.185
13	54.255	+0.105	13:36:46.440
14	54.409	+0.259	13:37:40.849
15	54.378	+0.228	13:38:35.227
16	54.150		13:39:29.377
17	54.424	+0.274	13:40:23.801
18	54.152	+0.002	13:41:17.953
19	54.329	+0.179	13:42:12.282

(077) Ayrton Gil

Lap	Lap Tm	Diff	Time of Day
1	1:00.302	+6.251	13:25:40.446
2	56.401	+2.350	13:26:36.847
3	56.260	+2.209	13:27:33.107
4	56.485	+2.434	13:28:29.592
5	56.070	+2.019	13:29:25.662
6	58.626	+4.575	13:30:24.288
7	57.144	+3.093	13:31:21.432
8	54.303	+0.252	13:32:15.735
9	54.225	+0.174	13:33:09.960
10	54.184	+0.133	13:34:04.144
11	54.240	+0.189	13:34:58.384
12	54.464	+0.413	13:35:52.848
13	54.268	+0.217	13:36:47.116
14	54.284	+0.233	13:37:41.400
15	54.249	+0.198	13:38:35.649
16	54.586	+0.535	13:39:30.235
17	54.316	+0.265	13:40:24.551
18	54.051		13:41:18.602
19	54.168	+0.117	13:42:12.770

(070) Idilson Branco

Lap	Lap Tm	Diff	Time of Day
1	1:03.326	+9.241	13:25:42.986
2	56.261	+2.176	13:26:39.247
3	55.733	+1.648	13:27:34.980
4	55.608	+1.523	13:28:30.588
5	55.845	+1.760	13:29:26.433
6	58.019	+3.934	13:30:24.452
7	56.013	+1.928	13:31:20.465
8	54.440	+0.355	13:32:14.905
9	54.507	+0.422	13:33:09.412
10	54.439	+0.354	13:34:03.851
11	54.376	+0.291	13:34:58.227
12	54.318	+0.233	13:35:52.545
13	54.251	+0.166	13:36:46.796
14	54.329	+0.244	13:37:41.125
15	54.290	+0.205	13:38:35.415
16	55.083	+0.998	13:39:30.498
17	54.390	+0.305	13:40:24.888
18	54.303	+0.218	13:41:19.191
19	54.085		13:42:13.276

(215) Rafael Dias

Lap	Lap Tm	Diff	Time of Day
1	1:00.709	+6.534	13:25:40.197
2	57.131	+2.956	13:26:37.328
3	55.942	+1.767	13:27:33.270
4	55.599	+1.424	13:28:28.869
5	57.341	+3.166	13:29:26.210
6	57.879	+3.704	13:30:24.089
7	55.088	+0.913	13:31:19.177
8	54.576	+0.401	13:32:13.753
9	54.619	+0.444	13:33:08.372
10	54.545	+0.370	13:34:02.917

Lap	Lap Tm	Diff	Time of Day
11	54.518	+0.343	13:34:57.435
12	54.372	+0.197	13:35:51.807
13	54.465	+0.290	13:36:46.272
14	54.298	+0.123	13:37:40.570
15	54.175		13:38:34.745
16	54.350	+0.175	13:39:29.095
17	55.660	+1.485	13:40:24.755
18	55.028	+0.853	13:41:19.783
19	54.176	+0.001	13:42:13.959

(927) Pedro Ferro

Lap	Lap Tm	Diff	Time of Day
1	1:01.210	+6.941	13:25:40.864
2	57.252	+2.983	13:26:38.116
3	55.496	+1.227	13:27:33.612
4	56.807	+2.538	13:28:30.419
5	56.287	+2.018	13:29:26.706
6	57.852	+3.583	13:30:24.558
7	57.356	+3.087	13:31:21.914
8	54.637	+0.368	13:32:16.551
9	54.766	+0.497	13:33:11.317
10	54.831	+0.562	13:34:06.148
11	54.844	+0.575	13:35:00.992
12	54.530	+0.261	13:35:55.522
13	54.450	+0.181	13:36:49.972
14	54.418	+0.149	13:37:44.390
15	54.269		13:38:38.659
16	54.410	+0.141	13:39:33.069
17	54.484	+0.215	13:40:27.553
18	54.509	+0.240	13:41:22.062
19	54.459	+0.190	13:42:16.521

(048) Pedro Henrique

Lap	Lap Tm	Diff	Time of Day
1	2:21.516	+1:27.442	13:27:00.604
2	56.141	+2.067	13:27:56.745
3	55.143	+1.069	13:28:51.888
4	54.810	+0.736	13:29:46.698
5	54.961	+0.887	13:30:41.659
6	54.792	+0.718	13:31:36.451
7	54.633	+0.559	13:32:31.084
8	54.595	+0.521	13:33:25.679
9	54.514	+0.440	13:34:20.193
10	54.366	+0.292	13:35:14.559
11	54.376	+0.302	13:36:08.935
12	54.129	+0.055	13:37:03.064
13	54.151	+0.077	13:37:57.215
14	54.130	+0.056	13:38:51.345
15	54.198	+0.124	13:39:45.543
16	54.199	+0.125	13:40:39.742
17	54.074		13:41:33.816
18	54.387	+0.313	13:42:28.203

(777) Sandro Pereira

Lap	Lap Tm	Diff	Time of Day
1	2:18.691	+1:24.276	13:26:58.466
2	55.403	+0.988	13:27:53.869
3	55.155	+0.740	13:28:49.024
4	54.736	+0.321	13:29:43.760
5	54.702	+0.287	13:30:38.462
6	54.777	+0.362	13:31:33.239
7	54.415		13:32:27.654
8	55.778	+1.363	13:33:23.432

Cronometragem

Diretor de Prova

Comissários

Orbits